

Full Length Research Paper

Response of seven African eggplant (*Solanum macrocarpon* L.) cultivars produced in Benin to salinity stress at seedling stage

**Elisée Gildas Yénoukounmè Sounou¹, Armel Clément Goudjo Mensah²,
Koffi David Hambada Montcho³, Mahougnon Baudouin Geoffroy Gouveitcha¹,
Françoise Assogba Komlan² and Christophe Bernard Gandonou^{1*}**

¹Unité de Recherche sur l'Adaptation des Plantes aux Stress Abiotiques, les Métabolites Secondaires et l'Amélioration des Productions Végétales, Laboratoire de Physiologie Végétale et d'Etude des Stress Environnementaux, Faculté des Sciences et Techniques (FAST/UAC), 01BP526, Tri Postal, Cotonou, République du Bénin.

²Centre de Recherches Agricoles Plantes Pérennes (CRA-PP), Pobè, Institut National des Recherches Agricoles du Bénin (INRAB), Abomey-Calavi, République du Bénin.

³Ecole de Gestion et de Production Végétale et Semencière, Université Nationale d'Agriculture, République du Bénin.

Received 19 November, 2020; Accepted 11 January, 2021

Salt stress is one of the abiotic factors that cause a depressive effect on plants. This work aims to evaluate the effect of salt stress on growth of young plants of 7 cultivars (Adja-ouere, Côte d'Ivoire, Dangbo, Kpinman, Kombara F1, Lanman and Togan) of African eggplant (*Solanum macrocarpon*) produced in Benin, locally called Gboma, in order to determine their relative salt-resistance levels. Five NaCl concentrations (0; 30; 60; 90 and 120 mM) were applied to 4-weeks old plants for 2 weeks in a completely randomized design with 3 replicates. Results revealed that the 3 root growth parameters evaluated were only significantly affected for one of the 7 cultivars while for the growth parameters of the aerial part, at least 4 cultivars were significantly affected except for leaf number. Thus, growth of aerial part was more sensitive to salt stress than that of root part. Cultivar Dangbo, which did not undergo significant reduction in growth for none of the 9 parameters evaluated, was the most salt resistant. It was followed by Togan which underwent significant growth reduction for only 3 growth parameters and only at the highest NaCl concentrations used. On the other hand, cultivar Kombara F1 which underwent a significant growth reduction from the lowest NaCl concentrations used for 4 of the nine parameters evaluated was the most salt sensitive. It was followed by Lanman, Kpinman and Adja-ouere with respectively 3, 2 and 2 growth parameters significantly reduced at the lowest NaCl concentrations used. Cultivar Côte d'Ivoire showed intermediate behavior.

Key words: Plant growth, NaCl, salt resistance, cultivars' discrimination, Gboma.

INTRODUCTION

Salinity is one of the most important environmental constraints limiting plant productivity around the world (Ashraf and Harris, 2004). Although most of the cultivated plants are glycophyte species, their overall responses to

increasing NaCl do appear to be species-specific (Lutts et al., 1995; Wouyou et al., 2017; Kpinkoun et al., 2019; Kinsou et al., 2020). Moreover, within a given species, a substantial variation in salt sensitivity may occur among

cultivars (Ould Mohandi et al., 2011; Manaa et al., 2011).

Plant species' response to salt depends also on several variables, starting with the species itself, the cultivar, the salt concentration, the growing conditions and the development stage of the plant (Alaoui et al., 2013). The identification of cultivars and genotypes tolerant to salts, capable of minimizing the depressive effects of salinity on yields, would certainly improve agricultural production in areas affected by salinity (Benidire et al., 2015) because the world averagely wastes 10 ha of cultivable land per minute, including 3 hectares due to salinization (Mermoud, 2006). FAO (2005) estimates that 7% of agricultural land in the world (920 million hectares) is affected by soluble salts made up of half of the irrigated areas (Zhu, 2001). In Benin, the market gardening is increasingly essential on the socio-economic level. This situation is due to the number of the actors who live directly or indirectly from the market gardening (Komlan et al., 2013). Horticultural products in general and vegetables in particular have become an important sector with high growth potential (Mahaliyanahaarachchi et al., 2004). These crops occupy a prominent position in the food production chain in Benin and are mainly cultivated in the coastal zone where they are exposed to salt stress (Ezin et al., 2012).

Climate change which tends to increase sea level further aggravates the phenomenon (Ezin et al., 2012). However, the extent of land affected by salinity is not precisely known in Benin as no study was focused on this problem. Preliminary (unpublished) studies carried out by our research team with our partners have shown that the country's coastal and some non-coastal vegetable production areas are at high salt risk. African eggplant (*Solanum macrocarpon*) is a popular vegetable in West Africa, where the leaves are a regular part of the diet (Tropical Plants Data Base, 2020). The plant also supplies an edible fruit and has a range of local medicinal uses. In Benin, this plant is part of the crops grown in market gardening as a leafy vegetable. It is known for its high nutritional value due to its high protein, fat, ash, crude fiber and moisture content (Oboh et al., 2005). Very few studies address the decline in its productivity and they generally focus only on biotic factors, pests and disease (FAO, 2004). Virtually no studies have been conducted on the effects of salinity on African eggplant growth and on the salt resistance of cultivars produced in Benin as no scientific report addressed this subject. Likewise, no other international study has addressed the physiological mechanisms involved in salt resistance in this species. The present study therefore aims at setting the stage for crossing such insufficiency by evaluating the behavior of 7 cultivars of *S. macrocarpon* produced in

Benin in saline conditions at seedling stage.

MATERIALS AND METHODS

Plant material

Seven African eggplant (*S. macrocarpon* L.) cultivars including 6 local (*Adja-ouere*, Côte d'Ivoire (CI), *Dangbo*, *Kpinman*, *Lanman* and *Togan*) and one imported variety (*Kombara* F1) were used. Seeds of cultivars CI, *Lanman* and *Kpinman* were provided by the National Institute of Agricultural Research of Benin (INRAB), while cultivars *Dangbo*, *Adja-ouere* and *Togan* were obtained from the Regional Agriculture Development Agency of Plateau (ATDA / Plateau, Republic of Benin). Seeds of *Kombara* F1 hybrid were bought from the company BENIN SEMENCES on the recommendation of ATDA / Plateau.

Experimental conditions

Experiment was carried out in a screening house at the National Institute of Agricultural Research of Benin (INRAB) / (Abomey-Calavi, Republic of Benin) from June to July, 2019. Plants were grown at a 26 / 22°C (day / night) temperature with natural light and a relative humidity of 55%. Seeds were germinated in trays filled with potting soil for 3 weeks. The young plants were then transferred to pots with 11 cm in diameter and 15 cm in height already prepared containing 2/3 of sand and 1/3 of compost at the rate of one plant per pot and cultivated for a week before the start of stress application. Plants were watered every 2 days for 2 weeks with 100 ml / pot of saline solution of 0, 30, 60, 90 and 120 mM of NaCl, corresponding respectively to the electrical conductivities of 0.221; 3.827; 6.47; 10.56 and 14.02 dS.m⁻¹ determined by a conductivity meter (WRC, CO310). The experimental setup is a completely randomized design (CRD) with 2 factors and 3 replicates. The 2 factors considered are African eggplant cultivars with 7 levels (*Adja-ouere*, CI, *Dangbo*, *Kpinman*, *Kombara* F1, *Lanman* and *Togan*) and the concentrations of NaCl with 5 levels (0, 30, 60, 90 and 120 mM).

Evaluation of the experiment

Plant height and root length were measured, while the leaf number was counted. Leaf length and width were measured using the youngest fully expanded leaf. Aerial part and root fresh masses were determined by weighing. Samples from each part were then transferred to an oven at 80°C for 72 h to determine the dry mass. These parameters were measured before the application of stress (X_0) and at the end of the experiment (X_1) (after 2 weeks). The relative growth was calculated by the ratio $(X_1 - X_0) / X_0$.

Statistical analysis

For all parameters, each value is presented as the mean \pm standard error with 3 replicates per treatment. The results are subject to one or 2 ways analysis of variance (ANOVA) as appropriate and the means are compared with the Turkey test. Analyses were carried out using JMP software (SAS Institute NC, 2007).

*Corresponding author. E-mail: ganchrist@hotmail.com. Tel: (+229) 97 39 69 78.

Author(s) agree that this article remain permanently open access under the terms of the [Creative Commons Attribution License 4.0 International License](https://creativecommons.org/licenses/by/4.0/)



Figure 1. Salinity symptoms in African eggplant leaves (cultivar Cote D'ivoire under 120 mM NaCl).



Figure 2. Plants from cultivar Kpinman (A) and cultivar Togan (B) after 2 weeks under different NaCl concentrations (0; 30; 60; 90 and 120 mM).

RESULTS

The effect of salt stress resulted in progressive leaves yellowing (chlorosis) and drying out (necrosis) (Figure 1). The effect of NaCl also resulted clearly in plant growth reduction (Figure 2) as the NaCl concentration increases. The 2-ways analysis of variance revealed a significant ($p < 0.05$) depressive effect of salt stress on all the growth parameters considered and a significant ($p < 0.01$) difference among cultivars (Table 1). The interaction between the 2 factors was significant only for plant height and shoot fresh mass.

Salinity effect induced a decrease of relative plant height growth after 2 weeks of stress in all cultivars tested with a variable response depending on the cultivar (Figure 3). The reduction was significant ($p < 0.01$)

for cultivars *Adja-ouere* and *Lanman* from 60 mM while for cultivar *CI* and *Kombara F1*, the effect was significant ($p < 0.05$) only at 120 Mm NaCl. The effect of salt is not significant for cultivars *Dangbo*, *Kpinman* and *Togan*. Thus, cultivars *Dangbo*, *Kpinman* and *Togan* which have not undergone any significant reduction in their growth in the presence of salt are the least affected by salinity while cultivars *Adja-ouere* and *Lanman* which have undergone a significant reduction in their growth from 60 mMNaCl, were the most affected by salinity. The other cultivars *Kombara F1* and *CI* were intermediate.

Salinity effect resulted in a decrease in relative shoot fresh mass growth after 2 weeks of stress in all cultivars tested with a variable response depending on the cultivar (Figure 4). The reduction was significant ($p < 0.05$) for cultivars *Kpinman*, *Lanman* and *Kombara F1*,

Table 1. Results of 2 ways analysis of variance for different growth parameters for 7 african eggplant cultivars cultivated in the presence of different NaCl concentrations.

Growth parameter	Stress	Cultivar	Interaction (Stress X Cultivar)
RPHG	30.251***	54.391***	2.394**
RRLG	17.188***	3.587**	0.532 ^{ns}
RLNG	7.788***	15.750***	0.677 ^{ns}
RSFMG	30.994***	26.807***	2.806***
RRFMG	3.569*	5.354**	0.291 ^{ns}
RSDMG	26.407***	19.975***	1.619 ^{ns}
RRDMG	12.205***	16.152***	1.630 ^{ns}
RLLG	25.283***	7.589***	0.829 ^{ns}
RLWG	27.617***	7.972***	0.462 ^{ns}

*: Difference significant at $p < 0.05$; **: difference significant at $p < 0.01$; ***: difference significant at $p < 0.001$; ns: difference non –significant; RPHG: Relative Plant Height Growth, RLNG: Relative Leaf Number Growth, RSFMG: Relative Shoot Fresh Mass Growth, RSDMG: Relative Shoot Dry Mass Growth, RLLG: Relative Leaf Length Growth, RLWG: Relative Leaf Width Growth, RRLG: Relative Root Length Growth, RRFMG: Relative Root Fresh Mass Growth, RRDMG: Root Dry Mass Growth.

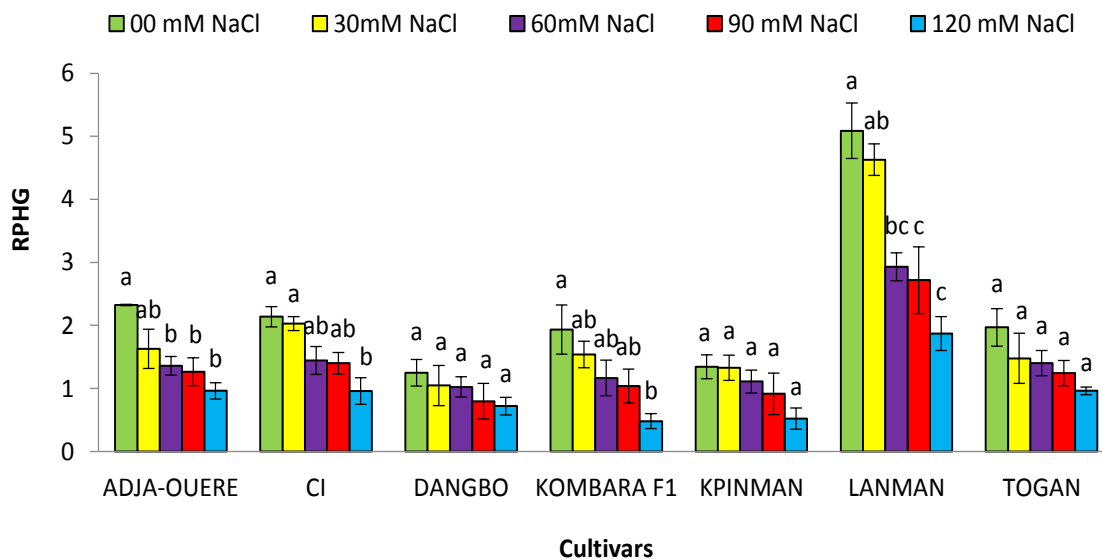


Figure 3. Plant relative height growth (PRHG) of 7 African eggplant cultivars under different NaCl concentrations (n = 3; vertical bars are standard errors). Values within cultivar with different letters are significantly different at $p < 0.05$.

respectively from 30; 60 and 90 mM NaCl and only at 120 mM NaCl for cultivars *Adja-ouere*, *CI* and *Togan*. The effect was not significant for cultivar *Dangbo*. Thus, cultivar *Dangbo*, which did not undergo any significant reduction in its growth in the presence of salt, appears to be the least affected by salinity while cultivar *Kpinman*, which underwent a significant reduction in growth at the lowest NaCl concentration used (30 mM), was the most affected. The other cultivars are intermediate.

Salinity resulted in a decrease in relative shoot dry mass growth after 2 weeks of stress in all cultivars tested

with a variable response depending on the cultivar (Figure 5). The reduction was significant ($p < 0.01$) from 60 mM NaCl for cultivar *Kpinman* and from 90 mM, respectively for cultivars *Adja-ouere* and *Lanman*. Cultivars *CI*, *Kombara F1* and *Togan* were only significantly affected ($p < 0.05$) at 120 mM. The effect was not significant for cultivar *Dangbo*. Thus, cultivar *Dangbo*, which did not undergo any significant reduction in growth in the presence of salt was the least affected by salinity, while cultivar *Kpinman*, which underwent a significant reduction in growth from 60 mM NaCl was the most

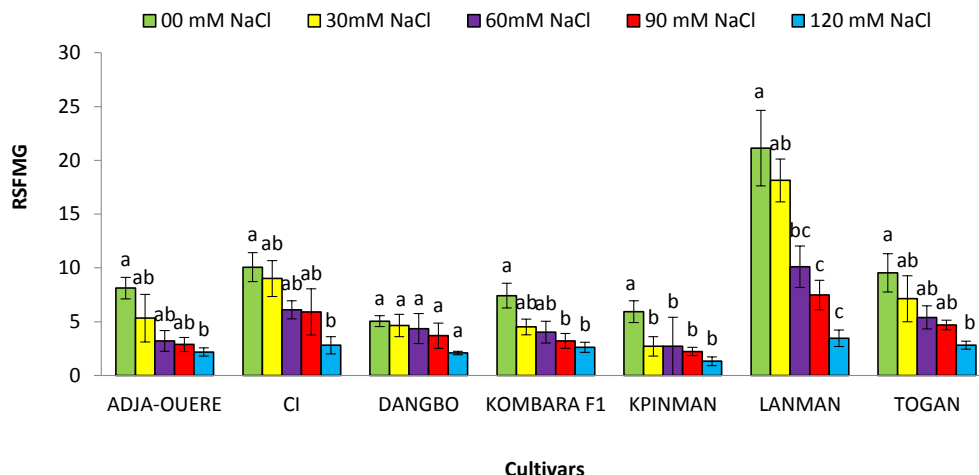


Figure 4. Relative shoot fresh mass growth (RSFMG) of 7 African eggplant cultivars under different NaCl concentrations (n = 3; vertical bars are standard errors). Values within cultivar with different letters are significantly different at $p < 0.05$.

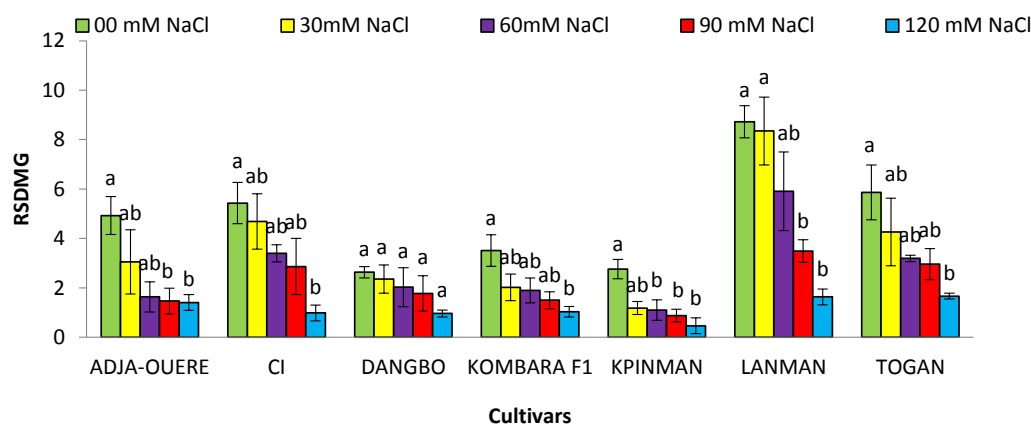


Figure 5. Relative shoot dry mass growth (RSDMG) of 7 African eggplant cultivars under different NaCl concentrations (n = 3; vertical bars are standard errors). Values within cultivar with letters different letters are significantly different at $p < 0.05$.

affected. The other cultivars were intermediate.

Salinity resulted in decrease on relative leaf number growth after 2 weeks of stress in all cultivars tested with a variable response depending on the cultivar (Figure 6). The reduction was significant ($p < 0.01$) only for cultivar *Kombara F1* from 60 mM and was not significant for all the other cultivars. Thus, cultivar *Kombara F1* was the most affected by salinity in terms of leaf number compared to the other 6 cultivars.

Salinity induced a decrease in relative leaf length growth after 2 weeks of stress in all cultivars tested with a variable response depending on the cultivar (Figure 7). The reduction was significant ($p < 0.01$) only for cultivar *Adja Ouere* from 60 mM and at 120 mM for cultivars *Kombara F1*, *CI* and *Lanman*; leaf length growth reduction

was not significant for all the other cultivars. Thus, cultivar *Adja Ouere* was the most affected by salinity in terms of leaf length growth and *Dangbo*, *Togan* and *Kpinman* the least affected.

Salinity induced a decrease in relative leaf width growth after 2 weeks of stress in all cultivars tested with a variable response depending on the cultivar (Figure 8). The reduction was significant ($p < 0.01$) only for cultivar *Adja-ouere*, *Lanman* and *Kpinman* from 90 mM and at 120 mM for cultivars *Kombara F1*, *CI* and *Togan*; leaf width growth reduction was not significant for *Dangbo*. Thus, cultivars *Adja ouere*, *Lanman* and *Kpinman* were the most affected by salinity in terms of leaf width growth and *Dangbo* the least affected.

Salinity effect resulted in decrease on root growth for all

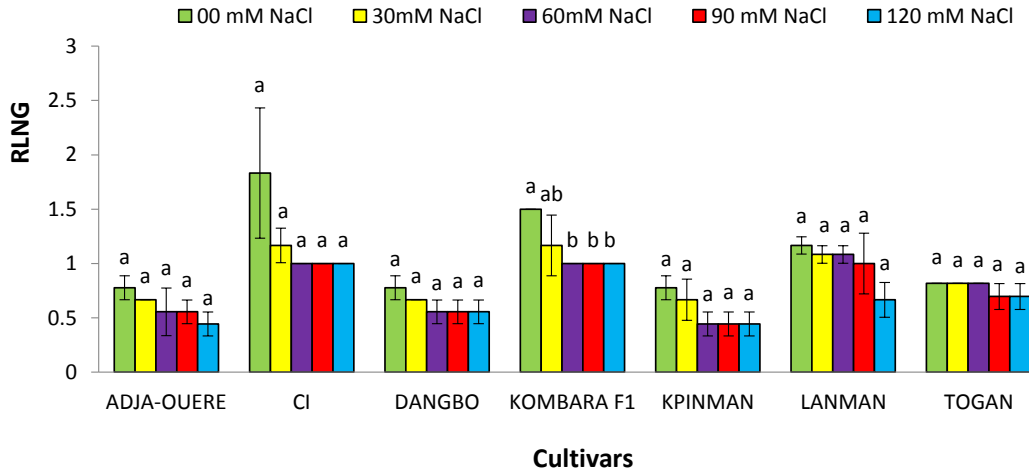


Figure 6. Relative leaf number growth (RSDMG) of 7 African eggplant cultivars under different NaCl concentrations (n = 3; vertical bars are standard errors). Values within cultivar with different letters are significantly different at p<0.01.

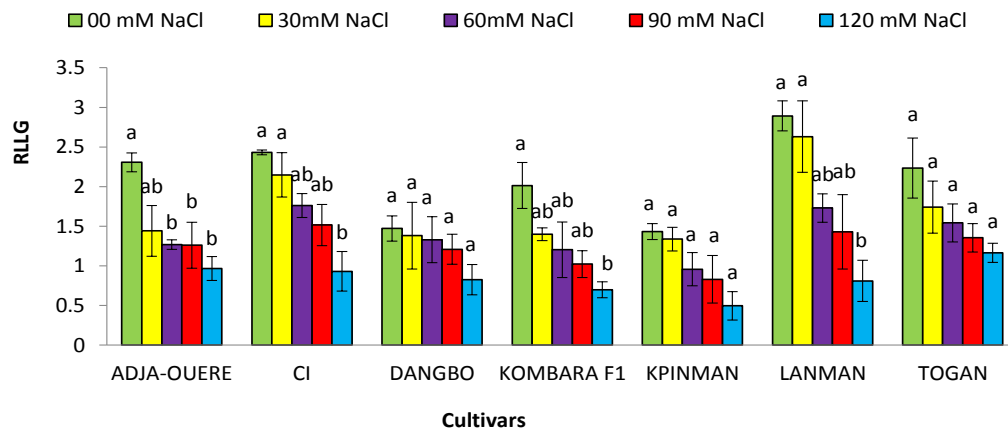


Figure 7. Relative leaf length growth (RLLG) of 7 African eggplant cultivars under different NaCl concentrations (n = 3; vertical bars are standard errors). Values within cultivar with different letters are significantly different at p<0.01

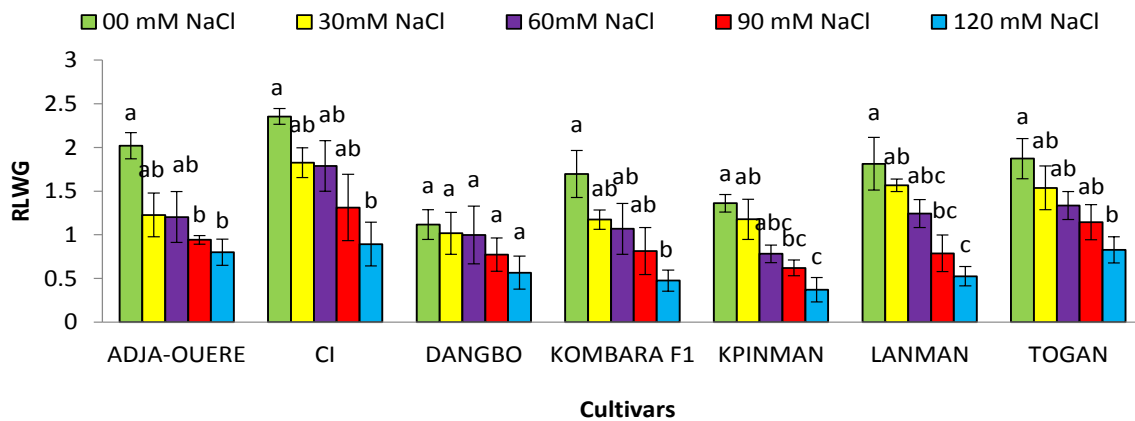


Figure 8. Relative leaf width growth (RLWG) of 7 African eggplant cultivars under different NaCl concentrations (n = 3; vertical bars are standard errors). Values within cultivar with different letters are significantly different at p<0.01.

Table 2. Effect of different NaCl concentrations (0, 30; 60; 90 and 120 mM) on relative root length growth of 7 African eggplant cultivars after 2 weeks of stress : Values are means \pm SE (n = 3).

Cultivars	NaCl concentrations (mM)				
	00	30	60	90	120
<i>Adja-Ouere</i>	1.056 \pm 0.22 ^a	1.044 \pm 0.53 ^a	0.694 \pm 0.41 ^a	0.297 \pm 0.22 ^a	0.102 \pm 0.02 ^a
<i>Cl</i>	1.359 \pm 0.44 ^a	1.289 \pm 0.34 ^a	1.219 \pm 0.13 ^a	1.031 \pm 0.28 ^a	0.314 \pm 0.18 ^a
<i>Dangbo</i>	0.881 \pm 0.06 ^a	0.808 \pm 0.40 ^a	0.576 \pm 0.20 ^a	0.179 \pm 0.10 ^a	0.111 \pm 0.06 ^a
<i>Kombara F1</i>	1.054 \pm 0.24 ^a	0.697 \pm 0.26 ^a	0.470 \pm 0.19 ^a	0.381 \pm 0.05 ^a	0.124 \pm 0.10 ^a
<i>Kpinman</i>	1.042 \pm 0.18 ^a	0.824 \pm 0.14 ^a	0.654 \pm 0.22 ^a	0.533 \pm 0.29 ^a	0.080 \pm 0.07 ^a
<i>Lanman</i>	1.810 \pm 0.18 ^a	1.205 \pm 0.24 ^{ab}	0.607 \pm 0.29 ^b	0.369 \pm 0.13 ^b	0.354 \pm 0.32 ^b
<i>Togan</i>	1.207 \pm 0.18 ^a	0.831 \pm 0.08 ^a	0.775 \pm 0.21 ^a	0.764 \pm 0.22 ^a	0.482 \pm 0.04 ^a

Values within line with different letters are significantly different at $p < 0.01$.

Table 3. Effect of different NaCl concentrations (0, 30; 60; 90 and 120 mM) on relative root fresh mass growth of 7 African eggplant cultivars after 2 weeks of stress: Values are means \pm SE (n = 3).

Cultivars	NaCl concentrations (mM)				
	00	30	60	90	120
<i>Adja-Ouere</i>	8.0136 \pm 7.26 ^a	4.870 \pm 0.62 ^a	3.054 \pm 1.84 ^a	0.965 \pm 0.51 ^a	0.843 \pm 0.42 ^a
<i>Cl</i>	5.733 \pm 0.53 ^a	5.409 \pm 1.26 ^a	5.085 \pm 1.02 ^a	4.295 \pm 1.41 ^a	2.076 \pm 0.72 ^a
<i>Dangbo</i>	3.596 \pm 0.66 ^a	3.193 \pm 0.55 ^a	2.387 \pm 1.13 ^a	1.434 \pm 0.54 ^a	0.682 \pm 0.05 ^a
<i>Kombara F1</i>	4.851 \pm 0.69 ^a	2.490 \pm 0.42 ^b	2.046 \pm 0.46 ^b	1.935 \pm 0.37 ^b	1.916 \pm 0.32 ^b
<i>Kpinman</i>	4.531 \pm 0.64 ^a	2.765 \pm 0.34 ^a	2.081 \pm 0.65 ^a	2.027 \pm 1.11 ^a	1.378 \pm 0.65 ^a
<i>Lanman</i>	11.533 \pm 8.95 ^a	11.500 \pm 2.90 ^a	10.455 \pm 3.49 ^a	7.966 \pm 3.51 ^a	3.377 \pm 1.40 ^a
<i>Togan</i>	3.216 \pm 0.26 ^a	2.978 \pm 0.82 ^a	2.698 \pm 1.12 ^a	2.656 \pm 0.84 ^a	0.883 \pm 0.06 ^a

Values within line with different letters are significantly different at $p < 0.01$.

Table 4. Effect of different NaCl concentrations (0, 30; 60; 90 and 120 mM) on relative root dry mass growth of 7 African eggplant cultivars after 2 weeks of stress : Values are means \pm SE (n = 3).

Cultivars	NaCl concentrations (mM)				
	00	30	60	90	120
<i>Adja-Ouere</i>	1.266 \pm 0.35 ^a	0.671 \pm 0.63 ^a	0.120 \pm 0.10 ^a	0.080 \pm 0.06 ^a	0.080 \pm 0.06 ^a
<i>Cl</i>	1.545 \pm 0.41 ^a	1.424 \pm 0.43 ^a	1.363 \pm 0.31 ^a	0.878 \pm 0.39 ^a	0.484 \pm 0.16 ^a
<i>Dangbo</i>	0.600 \pm 0.20 ^a	0.511 \pm 0.19 ^a	0.257 \pm 0.23 ^a	0.048 \pm 0.01 ^a	0.016 \pm 0.00 ^a
<i>Kombara F1</i>	1.258 \pm 0.33 ^a	0.247 \pm 0.13 ^b	0.182 \pm 0.05 ^b	0.140 \pm 0.08 ^b	0.247 \pm 0.13 ^b
<i>Kpinman</i>	1.666 \pm 0.35 ^a	0.933 \pm 0.17 ^a	0.486 \pm 0.45 ^a	0.360 \pm 0.15 ^a	0.353 \pm 0.32 ^a
<i>Lanman</i>	4.333 \pm 0.60 ^a	4.166 \pm 1.60 ^a	2.250 \pm 1.00 ^a	1.183 \pm 0.58 ^a	0.525 \pm 0.36 ^a
<i>Togan</i>	0.859 \pm 0.12 ^a	0.456 \pm 0.25 ^a	0.424 \pm 0.22 ^a	0.368 \pm 0.18 ^a	0.014 \pm 0.00 ^a

Values within line with different letters are significantly different at $p < 0.01$.

parameters in all cultivars tested with a variable response depending on the cultivar (Tables 1 to 3). The reduction in relative root length growth observed was significant ($p < 0.01$) only for cultivar *Lanman* cultivar from 60 mM NaCl (Table 2); while for the relative root fresh and dry masses growth, the reduction was significant ($p < 0.01$) only for cultivar *Kombara F1* from 30 mM NaCl (Tables

3 and 4). Thus, cultivar *Lanman* was the most affected by salinity for root length whereas cultivar *Kombara F1* was the most affected by salinity for root fresh and dry masses. From the analysis of the effect of salt stress on the different growth parameters studied, it appears that cultivar *Dangbo*, which did not undergo significant reduction in growth for none of the 7 parameters

evaluated, was the least affected among the 7 cultivars tested. It was followed by cultivar *Togan* which underwent significant growth reduction for only 3 growth parameters and only at high concentrations of NaCl (120 mM). On the other hand, cultivar *Kombara* F1 which underwent a significant reduction in growth from the lowest concentrations of NaCl used (30 and 60 mM) for 4 of the nine parameters evaluated was the most affected. It was followed by cultivar *Lanman*, *Kpinman* and *Adja-ouere* with respectively 3, 2 and 2 growth parameters significantly reduced at the lowest NaCl concentrations used. Cultivar CI showed intermediate behavior.

Furthermore, it is important to note that the 3 root growth parameters evaluated were only significantly affected by salinity for one of the 7 cultivars while for the growth parameters of the aerial part, at least 4 cultivars were significantly affected except for leaf number. Thus, root growth seemed to be less sensitive to salinity than the aerial part.

DISCUSSION

Effects of salt stress on plant growth

Plants exposed to salt stress showed symptoms of chlorosis and leaf necrosis. Similar results have been reported in several species including pepper (Ibn Maaouia-Houimli et al., 2011), sugar cane (Gandonou et al., 2012) and tossa jute (Loko et al., 2020). The presence of NaCl salt in the plant growing medium inhibited the growth of both aerial part and roots of the young plants of all the 7 cultivars. The reduction of plant growth by salt stress is a current phenomenon as reported in several vegetables species including tossa jute (Ghosh et al., 2013; Ben Yakoub et al., 2019), amaranth amaranth (Omami et al., 2005; Omami and Hammes 2006); pepper (Sikha et al., 2013; R'him et al., 2013); tomato (Abir et al., 2006; Albacete et al., 2008; Ould Mohamdi et al., 2011; Abdelgawad et al., 2019); Our results revealed variability among the response of the 7 cultivars to salt stress according to the growth parameter.

The presence of NaCl in the culture medium results, after 2 weeks, in a significant reduction in plant height and root length of the plants. Our results show on the one hand that only the heights of 4 cultivars out of the 7 studied were significantly affected by the different concentrations of NaCl and, on the other hand, they caused a significant decrease in root growth only in one cultivar. Similar results have been reported by Jamil et al. (2007) Zaid (2016) on eggplant and Ben Nouioua and Chaima (2019) on carrots. According to Benmahioul et al. (2009), the decrease in growth is the result at the cellular level of a decrease in the number of cell divisions during abiotic stresses (salt and water stress). The fresh and dry masses of the aerial and root parts have decreased largely under the effect of salt stress. The reduction in

biomass was significant for shoot and roots fresh and dry masses. This reduction in biomass was also reported by Turham et al. (2009) and Sholi (2012) on tomato; Akinci et al. (2004) on eggplant, Anhour (2016) on okra; Wouyou et al., (2017) on amaranth and Jahan et al. (2019) on carrot. Leaf length and width were also reduced by salinity at least in 4 of the 7 African eggplant cultivars tested indicating that salt stress reduced leaf expansion of these cultivars. According to Neumann (1997), the inhibition of leaf expansion by salt reduces the volume of leaf tissue and therefore limits the production of new leaves. However, the reduction in leaf number under salt stress was significant only in one cultivar from the 7 tested. These results indicate that the correlation between salt effect on leaf expansion and leaf number did not really exist in African eggplant. The reduction of leaf number by salinity was reported in some other vegetable species such as eggplant (Hannachi and Van Labeke, 2017) and chili (Kpinkoun et al., 2019).

In addition, it is important to note that the 3 root growth parameters evaluated were only significantly affected by salinity for one of the 7 cultivars while for the growth parameters of the aerial part, at least 4 cultivars were significantly affected except for leaf number. The root part seemed less sensitive to salinity than the aerial part. These results are consistent with those of Wouyou et al. (2017) on amaranth and Kpinkoun et al. (2019) on chili. According to Munns and Tester (2008), saline stress initially induces rapid osmotic changes which affect the growth of roots in a short time and consequently, the disruption of the development of the aerial parts. This allows the plant to store the energy necessary to cope with stress in order to reduce the irreversible damage caused, when the threshold of lethal concentration is reached (Benmahioul et al., 2009). Contrary results were obtained by R'him et al. (2013) on chili in which the root part is most affected. This is explained by Hamrouni et al. (2011) by the fact that the plant adapts to salt stress by first reducing its root system thus preserving the aerial part in order to maintain and ensure the production of photosynthetic. According to Odjegba and Chukwunwik (2012), the reduction in plant growth, in particular in the accumulation of biomass, could be the consequence of water stress resulting from a decrease in the external osmotic potential and / or the accumulation of toxic ions in the tissues (Odjegba and Chukwunwik, 2012) including CI (Tavakkoli et al., 2011). Further studies are needed to determine which of these physiological factors are preponderant in the African eggplant response to salinity.

Salt resistance of the 7 cultivars

It appears that cultivar *Dangbo* was the least affected among the 7 cultivars tested, which is considered therefore as the most salt resistant, followed by cultivar *Togan*. In contrast, cultivar *Kombara* F1 was the most

affected followed by cultivars *Lanman*, *Kpinman* and *Adja-ouere*. They appeared as the less salt resistant. The cultivar *Côte d'Ivoire* exhibited intermediate behavior. Thus, there is variability among cultivars relatively to their response to salinity. It is well known in plants that there is substantial variation in resistance to salinity among cultivars of the same species (Gandonou et al., 2012; Wouyou et al., 2017; Kpinkoun et al., 2019; Kinsou et al., 2020).

Conclusion

Salinity affected all cultivars considered in this study by its depressive effect on plant growth, but the behavior varies depending on the plant considered and the cultivar. Thus, the aerial part is more sensitive to salinity than roots. In addition, cultivars *Togan* and *Dangbo* appear to be the most resistant to salinity and cultivars *Kombara F1*, *Lanman*, *Kpinman* and *Adja-ouere* the most sensitive. For the first time, variability was revealed in salinity resistance of local cultivars of african eggplant.

CONFLICT OF INTERESTS

The authors have not declared any conflict of interests.

REFERENCES

- Abdelgawad KF, Mohamed M, El-Mogy MM, Mohamed IAM, Garchery C, Stevens RG (2019). Increasing Ascorbic Acid Content and Salinity Tolerance of Cherry Tomato Plants by Suppressed Expression of the Ascorbate Oxidase Gene. *Agronomy* 9(51):1-14.
- Abir M, Hannachi C, Zid E (2006). Régénération *in vitro* de plantes de tomate (*Lycopersicon esculentum* Mill.) adaptées au NaCl. *Tropicultura* 24(4):221-228.
- Akinci IE, Akinci S, Yilmaz K, Dikici H (2004). Response of eggplant varieties (*Solanum melongena*) to salinity in germination and seedling stages. *New Zealand Journal of Crop and Horticultural Science* 32:193-200. DOI: <https://doi.org/10.1080/01140671.2004.9514296>
- Alaoui MM, El Jourmi L, Ouarzane A, Lazar S, El Antri S, Zahouily M, Hmyene A (2013). Effet du stress salin sur la germination et la croissance de six variétés marocaines de blé. *Journal of Materials and Environmental Science* 4(6):997-1004.
- Albacete A, Ghanem ME, Martinez C, Jari A, Acosta M, Sanchez-Bravo J (2008). Hormonal changes in relation to biomass partitioning and shoot growth impairment in salinized tomato (*Solanum lycopersicum* L.). *Journal of Experimental Botany* 59(15):4119-4131.
- Anchour A (2016). Caractérisation Physiologique et Biochimique du Gombo (*Abelmoschus esculentus* L.) sous stress salin. Thèse de doctorat, Université d'Oran-1, Algérie, 140p.
- Ashraf M, Harris PJC (2004). Potential biochemical indicators of salinity tolerance in plants. *Plant Science* 166:3-6. DOI: <https://doi.org/10.1016/j.plantsci.2003.10.024>
- Ben Nouioua I, Chaima D (2019). Caractérisation morphologique et effet du stress salin sur le comportement de quelques variétés de carotte (*Daucus carota* L.) cultivées dans la région de M'sila. Mémoire de Master, Faculté des Sciences, Université MOHAMED BOUDIAF-M'SILA (Algérie), 93p.
- Ben yakoub AR, Tlahig S, Ferchichi A (2019). Germination growth photosynthesis, and osmotic adjustment of Tossa Jute (*Corchorus olitorius*) seeds under saline irrigation. *Polish Journal of Environmental Studies* 28(2):935-942. DOI: <https://doi.org/10.15244/pjoes/85265>
- Benidire L, Daoui K, Fatemi ZA, Achouak W, Bouarab L, Oufdou K (2015). Effet du stress salin sur la germination et le développement des plantules de *Vicia faba* L. *Journal of Materials and Environmental Science* 6(3):840-851.
- Benmahiou B, Daguin F, Kaid-Harche M (2009). Effet du stress salin sur la germination et la croissance *in vitro* du pistachier (*Pistacia vera* L.). *C. R. Biologies* 332(8):752-758. DOI: <https://doi.org/10.1016/J.CRVI.2009.03.008>.
- Ezin V, Yabi I, Ahanchede A (2012). Impact of salinity on the production of tomato along the coastal areas of Benin Republic. *African Journal of Environmental Science and Technology* 6(4):214-223. DOI: <https://doi.org/10.5897/AJEST11.369>
- FAO (2004). Dynamique des Populations, Disponibilité en Terres et Adaptation des Régimes Fonciers : Le Burkina Faso, une étude de cas. FAO, Paris.
- FAO (2005). Global network on integrated soil management for sustainable use of salt affected soils. Rome, Italy: FAO Land and plant nutrition management service. (<http://www.fao.org/agll/spush>).
- Gandonou GCB, Gnancadja SL, Abrini J, Skali Senhaji N (2012). Salinity tolerance of some sugarcane (*Saccharum sp.*) cultivars in hydroponic medium. *International Sugar Journal* 114(1359):190-196.
- Gandonou GCB, Prodjinoto H, Zanklan AS, Wouyou AD, Lutts S, Montcho DH, Komlan FA, Mensah ACG (2018). Effects of salinity stress on growth in relation to gas exchanges parameters and water status in amaranth (*Amaranthus cruentus*). *International Journal of Plant Physiology and Biochemistry* 10(3):19-27. DOI: <https://doi.org/10.5897/IJPPB2018.0280>
- Ghosh PK, Phumichai T, Sreewongchai T, Nakasathien S, Halernpol Phumichai C (2013). Evaluation of salt tolerance of jute (*Corchorus spp*) genotypes in hydroponics using physiological parameters. *Asian Journal of Plant Sciences* 12:149-158. DOI: <https://doi.org/10.3923/ajps.2013.149.158>
- Hamrouni L, Hanana M, Abdelly C, Ghorbel A (2011). Exclusion du chlorure et inclusion du sodium: deux mécanismes concomitants de tolérance à la salinité chez la vigne sauvage *Vitis vinifera* subsp. *sylvestris* (var. 'sejnéne'). *Biotechnology, Agronomy and Society and Environment* 15(3):387-400.
- Hannachi S, Van Labeke M (2017). Salt stress affects germination, seedling growth and physiological responses differentially in eggplant cultivars (*Solanum melongena* L.). *Scientia Horticulturae* 228:56-65. DOI: <https://doi.org/10.1016/j.scienta.2017.10.002>
- Ibn Maouia-Houimli S, Denden M, Dridi-Mouhanded B, Ben Mansour-Gueddes S (2011). Caractéristiques de la croissance et de la production en fruits chez trois variétés de piment (*Capsicum annum*) sous stress salin. *Tropicultura* 29(2):75-81.
- Jahan I, Hosain MM, Karim RM (2019). Effect of salinity stress on plant growth and root yield of carrot. Including results for Progressive. *Agriculture Search only for Progressive Agriculture* (3):263-274. DOI: <https://doi.org/10.3329/pa.v3i0i3.45151>
- Jamil M, Bo Lee K, Yong Jung K, Bae Lee D, Suk Han M, Shik Rha E (2007). Salt stress germination and early seedling growth in Cabbage (*Brassica oleracea capitata* L.). *Pakistan Journal of Biological Sciences* 10(6):910-914.
- Kinsou E, Mensah A, Montcho D, Zanklan SA, Wouyou A, Kpinkoun JK, Assogba Komlan F, Gandonou CB (2020). Response of seven tomato (*Lycopersicon esculentum* Mill) cultivars produced in Benin to salinity stress at young plant stage. *International Journal of Current Research in Biosciences and Plant Biology* 7(8):1-11. (in press) DOI: <https://doi.org/10.20546/ijcrbp.2020.708.001>.
- Komlan C, Adegbola P, Adegbidi A, Adetonah S, Mensah GA (2013). Analyse des systèmes de commercialisation de la corète potagère (*Corchorus olitorius* L.) produite à Agbédranfo au Sud-Ouest du Bénin (Département du Couffo). Invited paper presented at the 4th International Conference of the African Association of Agricultural Economists, September, 22-25, Hammamet, Tunisia.
- Kpinkoun JK, Zanklan SA, Komlan FA, Mensah ACG, Montcho D, Kinsou E, Gandonou CB (2019). Evaluation de la résistance à la salinité au stade jeune plant de quelques cultivars de piment (*Capsicum spp.*) du Bénin. *International Journal of Pure and Applied Bioscience* 133(1):13561-13573. DOI: <https://doi.org/10.4314/jab.v133i1.8>.
- Loko B, Montcho Hambada KD, Mensah ACG, Gouveitcha MBG,

- Wouyou A, Kpinkoun KJ, Assogba Komlan F, Gandonou CB (2020). Response of three tossa jute (*Corchorus oltorius* L.) cultivars produced in Benin to salinity stress at germination and young plant stages. *International Journal of Current Research in Biosciences and Plant Biology* 7(10):8-21. (in press) DOI: <https://doi.org/10.20546/ijcrbp..2020.710.002>.
- Lutts S, Kinet JM, Bouharmont J (1995). Changes in plant response to NaCl during development of rice (*Oryza sativa* L.) varieties differing in salinity resistance. *Journal of Experimental Botany* 46:1843-1852.
- Mahaliyanahaarachchi RP, Rohitha Rosairo HS, Esham M (2004). Potential high value horticultural crops, their financial and marketing feasibility. Faculty of Agricultural sciences, Sabaragamuwa, University of Sri Lanka, 47p.
- Manaa A, Ben Ahmed H, Valot B, Bouchet JP, Aschi-Smiti S, Causse M, Faurobert M (2011). Salt and genotype impact on plant physiology and root proteome variations in tomato. *Journal of Experimental Botany* 17:1-17.
- Mermoud A (2006). Cours de physique du sol: Maîtrise de la salinité des sols. Ecole polytechnique fédérale de Lausanne, 23p.
- Munns R, Tester M (2008). Mechanisms of salinity tolerance, *Annual Review of Plant Biology* 59:651-681. DOI: <https://doi.org/10.1146/annurev.arplant.59.032607.092911>
- Neumann P (1997). Salinity resistance and plant growth revisited. *Plant, Cell and Environment* 20:1193-1198. DOI:<https://doi.org/10.1046/j.1365-3040.1997.d01-139.x>
- Oboh G, Ekperigi MM, Kazeem MI (2005). Nutritional and haemolytic properties of eggplants (*Solanum macrocarpon*) leaves. *Journal of Food Composition and Analysis* 18(2):153-160, DOI: <https://doi.org/10.1016/j.jfca.2003.12.013>.
- Odjegba VJ, Chukwunwik IC (2012). Physiological responses of *Amaranthus hybridus*, under salinity stress. *Journal of Innovation and Development Strategy* 1(10):742-748.
- Omami EN, Hammes PS (2006). Ameliorative effects of calcium on growth and mineral uptake of salt-stressed amaranth. *South African Journal of Plant and Soil* 23(3):197-202.
- Omami EN, Hammes PS, Robbertse PJ (2006). Differences in salinity tolerance for growth and water-use efficiency in some amaranth (*Amaranthus* spp.) genotypes. *New Zealand Journal of Crop and Horticultural Science* 34(1):11-22.
- Ould Mohamdi M, Bouya D, Ould Mohamed SA (2011). Etude de l'effet du stress salin (NaCl) chez deux variétés de tomate (Campbell 33 et Mongal). *International Journal of Biological and Chemical Sciences* 5(3):860-900.
- R'him T, Tlili I, Hnan I, Ilahy R, Benali A, Jebari, H (2013). Effet du stress salin sur le comportement physiologique et métabolique de trois variétés de piment (*Capsicum annum* L.). *International Journal of Pure and Applied Bioscience* 66:5060-5069. DOI: <https://doi.org/10.4314/jab.v66i0.95004>
- SAS Institute Inc (2007). JMP® 12. User Guide. Second Edition, Cary, NC.
- Sholi Y (2012). Effect of salt stress on seed germination, plant growth, photosynthesis and ion accumulation of four tomato cultivars. *American Journal of Plant Physiology* 7(6):269-275. DOI: <https://doi.org/10.3923/ajpp.2012.269.275>
- Sikha S, Sunil P, Arti J, Sujata B (2013). Impact of water-deficit and salinity stress on seed germination and seedling growth of *Capsicum annum* 'Solan Bharpur' *International Research Journal of Biological Sciences* 2(8):9-15.
- Tavakkoli E, Fatehi F, Coventry S, Rengasamy P, McDonald GK (2011). Additive effects of Na⁺ and Cl⁻ ions on barley growth under salinity stress. *Journal of Experimental Botany* 62 (6):2189-2203.
- Tropical Plants Database (2020). Ken Fern. tropical.theferns.info. <tropical.theferns.info/viewtropical.php?id=Solanum+macrocarpon> (October, 16, 2020)
- Turham A, Seniz V, Kuseu H (2009). Genotypic variation in the response of tomato to salinity. *African Journal of Biotechnology* 8:1062-1068.
- Wouyou A, Gandonou CB, Montcho D, Kpinkoun J, Kinsou E, Assogba-Komlan F, Gnancadja SL (2017). Salinity resistance of six amaranth (*Amaranthus* sp.) cultivars cultivated in Benin at germination stage. *International Journal of Plant and Soil Science* 11(3):1-10. DOI: <https://doi.org/10.9734/IJPSS/2016/25892>.
- Zaid M (2016). Alleviating the adverse effects of salinity in eggplant (*Solanum melongena* L.) by using plant growth enhancer. Doctoral thesis in Horticulture, Institute of Horticultural Sciences, Faculty of Agriculture, University of Agriculture, Faisalabad, Pakistan, Republic of Pakistan, 171p.
- Zhu JK (2001). Plant salt tolerance, *Trends in Plant Science* 6:66-71. DOI: [https://doi.org/10.1016/s1360-1385\(00\)01838-0](https://doi.org/10.1016/s1360-1385(00)01838-0).