

Review

# Biotechnology of humified materials obtained from vermicomposts for sustainable agroecological purposes

Andrés Calderín García<sup>1,2\*</sup>, Fernando Guridi Izquierdo<sup>1</sup>, Orlando Lázaro Hernández González<sup>1</sup>, María Margarita Díaz de Armas<sup>1</sup>, Rafael Huelva López<sup>1</sup>, Saturnina Mesa Rebato<sup>1</sup>, Dariellys Martínez Balmori<sup>1</sup> and Ricardo Luis Louro Berbara<sup>2</sup>

<sup>1</sup>Department of Chemistry, School of Agronomics, Agrarian University of Havana (Universidade Agrária da Havana - UNAH), Nacional Km 23 ½, Tapaste, San José de Las Lajas, Mayabeque, Cuba.

<sup>2</sup>Department of Soils, Federal Rural University of Rio de Janeiro (Universidade Federal Rural do Rio de Janeiro - UFRRJ); Rodovia BR 465 km 7 Seropédica, RJ, CEP 23890-000, Brazil.

Accepted 31 December, 2012

The application of humic substances (HS) to plants stimulates their biochemical-physiological mechanisms, growth and development. Humified materials exhibit structural characteristics that allow interactions with heavy metal cations dissolved in aqueous environments. Due to their high availability, agriculture-derived vermicomposts (VC) (agro-materials) are excellent raw materials for obtaining HS. Based on these properties, it might be possible to develop biotechnology processes that use agro-materials for environmentally sustainable agriculture. The present article describes the application of a biotechnological working protocol that uses cattle manure vermicompost (CVC) as a raw material for HS. The suggested protocol includes six steps based on the structure-property-biological activity relationships of all the resulting agro-materials. Both the CVC and the resulting agro-materials were characterized using various chemical-physical and spectroscopic techniques. The agro-materials not only increased the agricultural production of different crops at the optimal sowing seasons but also increased production under water and saline stress conditions. The residues arising from the protocol processes were analyzed and found to be useful as decontaminants of heavy metals in aqueous liquid effluents. In addition, the use of such products resulted in increased profits for small- and medium-scale farmers. These studies suggest that agriculture-derived composted organic materials are viable for sustainable agroecological use.

**Key words:** Vermicompost, humic substances, humic acids, stress.

## INTRODUCTION

Extensive research has revealed many of the properties and functions of humic substances (HS). Techniques for determining the structure of HS have been particularly useful for developing models that explain the various properties of HS (Nasir et al., 2011). The review performed by Schaumann and Bruhn (2011) explained

that all structural models for HS are grounded on the common hypothesis that the formation of structures with superior chemical structural complexity (superstructures) is derived from interactions among small structural fragments. Recently, Nebbioso and Piccolo (2012) applied fractionation and structural analysis (known as *Humeomics*) to conclude that HS are composed of heterogeneous molecules that bind together as a function of their size, shape, chemical affinity, and hydrophobicity.

However, there is currently no single model that can explain the structural characteristics of HS. Rather,

\*Corresponding author. E-mail: [cg.andres@gmail.com](mailto:cg.andres@gmail.com). Tel: +55-21-37873692. Fax: +55-21-37873692.

existing studies have focused on the structure-property-biological activity relationships of HS. Several studies reported that the hydrophobic properties of HS arising from non-polar (C-aromatic, C-aliphatic) structures in humic acids (HA) stimulate root growth in plants (Canellas et al., 2012). Additionally, the hydrophilic properties of HA arising from carbohydrate and lignin content might regulate bioactivity of plants (Nardi et al., 2007). According to several studies, structures with specific properties that are present in HA might act as substrates or precursors in the metabolic pathways of plants (Muscolo et al., 2007).

Current data indicates that HA is involved in the metabolic pathways of most plants. It has been shown that HA acts as stimuli for hormonal regulation associated with metabolism of carbon and nitrogen, anti-oxidative defensive systems, secondary metabolism, and protective mechanisms against stressors associated with salt and water levels (Nardi et al., 2002; Muscolo et al., 2007; Cordeiro et al., 2011; Aydin et al., 2012; Canellas et al., 2010; García et al., 2012a).

Therefore, a considerable number of HS-based products might be useful as environmental friendly alternatives in agriculture. Several such products can be applied to leaves or directly introduced into soil. These humified products are associated with stimulation of plant growth, increased crop yield, improved chemical-physical and biological soil conditions, increased nutrient availability, increased soil water retention, and improved quality of fruits and others products. Products with these characteristics are commercially available (<http://humates.com/>; <http://www.humates.co.nz/>; <http://www.vanashreeagrotech.com>).

The research group on Organic Matter and Biostimulants (Matéria Orgánica e Bioestimulantes (MOBI) at the Agrarian University of Havana, in collaboration with the Federal Rural University of Rio de Janeiro, has conducted studies lasting for two decades aimed at improving the sustainability of agriculture with humified solid and liquid products obtained from cattle manure vermicomposts (CVC). The present review compiles the results of these studies to demonstrate the viability of these products in terms of agriculture and the environment. We focus on studies that developed sustainable biotechnologies for the production and application of vermicompost humified materials (agro-materials) to promote ecological development and environmental sustainability at small and medium scales.

## THE BIOTECHNOLOGICAL WORKING PROTOCOL

The biotechnological protocol included six main steps, beginning with testing of the structure-property-biological activity relationships of both the starting CVC (in which case the tests also served as quality control) and the agro-materials (Figure 1). The CVC used as a raw

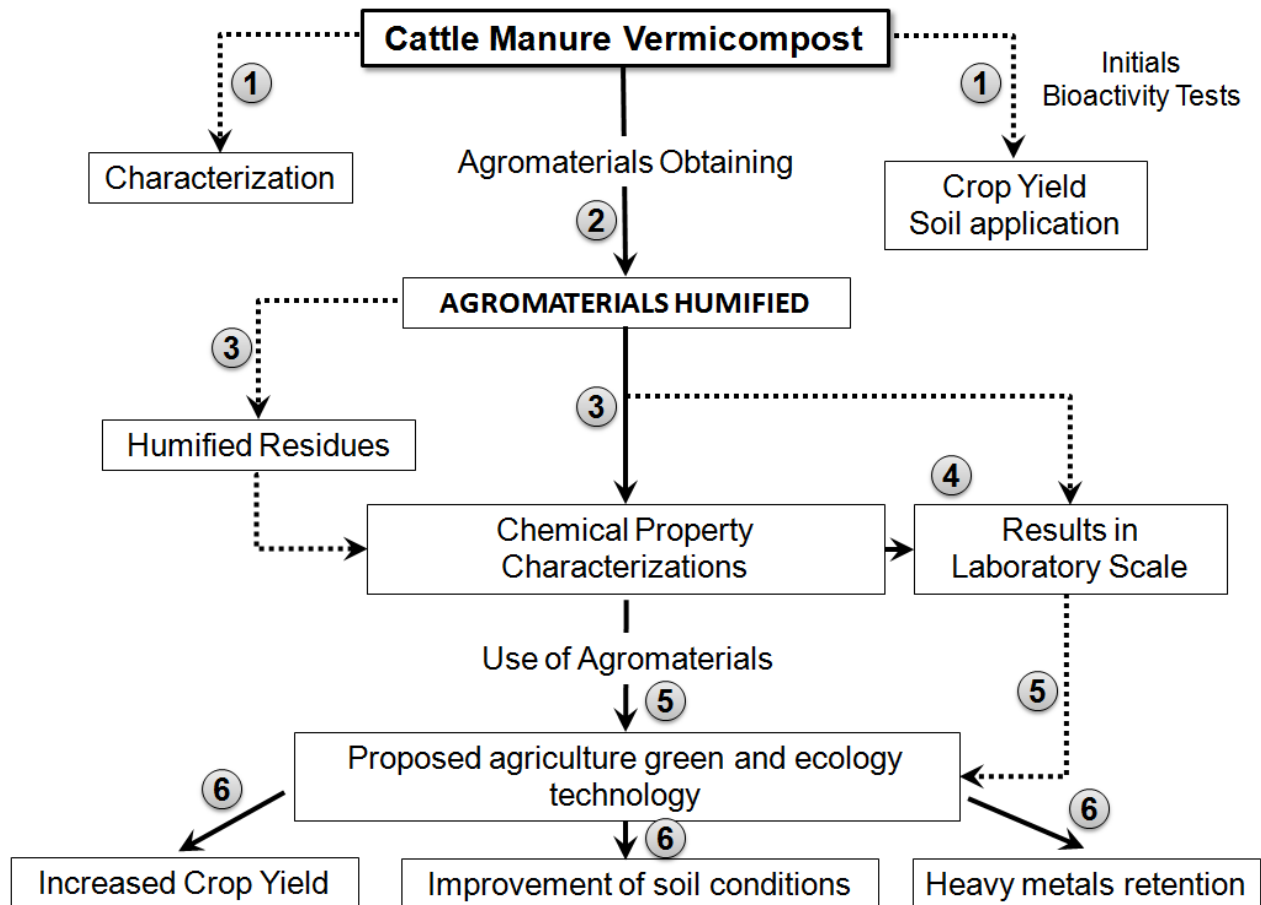
material in the present protocol exhibited chemical-physical, mechanical, and spectroscopic characteristics that ensured the presence and richness of the organic, inorganic, and biological structures required for their use as starting materials for HS. The studies conducted with the CVC indicated the presence of nitrogen (1.7 to 2.6%), phosphorus (0.6 to 1.2%), potassium (0.3 to 1.2%), calcium (4 to 10%), and magnesium (1 to 3%). The amount of organic matter varied from 21.8% to 44.5%. The pH was close to the neutral (pH ~7) (Ruiz, 1996; Del Pozo, 2008). The Fourier transform infrared (FTIR) spectroscopic characteristics of the CVC indicated the presence of O-H and N-H functional groups ( $3,433.6\text{ cm}^{-1}$ ),  $\text{CH}_2$  and  $\text{CH}_3$  aliphatic structures ( $2,919.9$  to  $2,850.9\text{ cm}^{-1}$ ), C=C olefin or aromatic structures, C=O amides I or quinones ( $1,642.1\text{ cm}^{-1}$ ), N-H and C=N groups of amides II ( $1,514.0\text{ cm}^{-1}$ ), deformation of O-H groups and C-O from phenols ( $1,422.5\text{ cm}^{-1}$ ), deformation of aliphatic  $\text{CH}_2$  and  $\text{CH}_3$  from salts of carboxylic acids ( $1,384.4\text{ cm}^{-1}$ ), and polysaccharide structures or Si-O impurities ( $1,099$  to  $1,034\text{ cm}^{-1}$ ) (Figure 2A).

Solid-state  $^{13}\text{C}$ - nuclear magnetic resonance (NMR) spectroscopy of the CVC showed that C-alkyl and O-alkyl structures were most abundant, representing 57.72%. The abundance of non-polar structures corresponded to 37.1%, whereas the abundance of polar compounds was 62.9% with a hydrophobicity index (HB/HI) of 0.59. The abundance of aromatic structures in the CVC was 11.34%, whereas the abundance of aliphatic structures was 88.25% (Figure 2B). A portion of the structural characteristics found by cross-polarization (CP)- $^{13}\text{C}$  NMR spectroscopy were similar among different vermicompost (VC) types at different maturity stages (Aguiar et al., 2012).

The CVC induced increases in the yield of tomato crops when applied to soil at four  $\text{t ha}^{-1}$ , stimulating several biochemical-physiological indicators (García, 2006). CVC materials exhibited beneficial effects on foliar area and the weight of the aerial parts and roots of bell peppers, marigolds, cornflowers, and tomato plants and improved the quality of strawberries when used as a substrate, in organic aggregates, or combined with inorganic fertilizers (Bachman and Metzger, 2008; Atiyeh et al., 2001; Singh et al., 2008). VC also increased the colonization of *Sorghum bicolor* plants by arbuscular mycorrhizal fungi (AMF) (Cavender et al., 2003).

## Characteristics of agro-materials obtained from CVC

The agro-materials obtained from CVC exhibited properties (environmentally non-aggressive chemical composition, low production cost, and possible application to a wide range of crops) that allowed for their use in sustainable technologies. The characteristics, properties, and action of several products (BIOSTAN<sup>®</sup> and LIPLANT<sup>®</sup>, OPLANT+<sup>®</sup>, and CALDFER<sup>®</sup>) obtained in



**Figure 1.** Overall working protocol applied by the MOBI research group. **Step 1:** Characterization and bioactivity testing in plants. **Step 2:** Procedures to obtain humified agro-materials. **Step 3:** Recovery of residual materials and characterization of their properties and activities. **Step 4:** Testing of material properties on a laboratory-scale. **Step 5:** Testing of material properties under agricultural conditions at the field-scale. **Step 6:** Attempted introduction of the technologies into agro-industrial and productive processes.

step 2 of the working protocol (Figure 1) are described in Table 1.

### Crop systems

Foliar application of 25 Kg ha<sup>-1</sup> of BIOSTAN® (Duncan,  $p < 0.001$ ; 0.005) in tomato crops induced positive effects on the nutritional status of the plants. This treatment also increased their growth, development, and agricultural yield compared to the control treatment and application at the beginning of blossoming and fructification (Alfonso et al., 2009; 2010). Combination of BIOSTAN® and AMF in tomato-maize association induced positive effects on the tomato crop at the non-optimal sowing seasons and reduced the effects of stress (Alfonso et al., 2006). The same effects were observed when BIOSTAN® ( $p < 0.001$ ) was combined with other organic fertilizers (Alfonso et al., 2007). Application of six mg L<sup>-1</sup> of liquid BIOSTAN® to a common bean crop (seven different varieties) resulted in

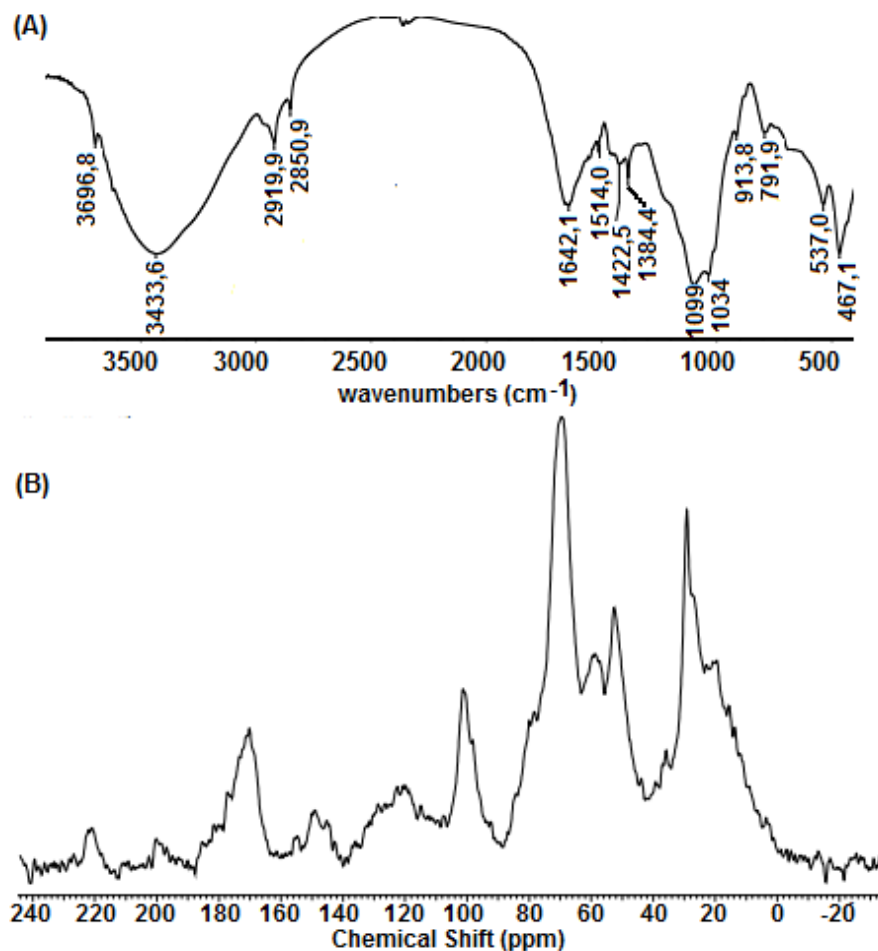
increased growth and development of the plants, most particularly in regards to stalk length, number of pods per plant, number of grains per pod, and seed weight (González et al., 2003).

Use of LIPLANT® as an agro-material applied at a dilution of 1:40 v:v to the leaves of maize plants under laboratory conditions stimulated the activity of the membrane H<sup>+</sup>-ATPase, increased the chlorophyll content, increased the net photosynthesis, and increased the nitrate reductase activity, all of which contributed to stimulation of growth and development of the plants (Martínez, 2006). Under field conditions, LIPLANT® at dilutions of 1:20 and 1:30 v:v increased the total agricultural yields of maize and cucumber crops, resulting in economic gains of up to 89% (Caro, 2004). Under field conditions, foliar application of LIPLANT® at a dilution of 1:80 v:v to tobacco crops increased the agricultural yield without altering the chemical characteristics of the leaves (De La Huerta et al., 2012). Other studies showed that LIPLANT® stimulated the growth, development, and yield

**Table 1.** Characteristics, properties, and uses of some of the agro-materials obtained from the protocol.

Agro-materials	State at RT	B.C	O.C	I.C	Application	Target-use
<b>BIOSTAN®</b>	solid	---	HS (20-50%) Hormones Amino acids	-Na, K, Ca, Mg, Cr, Mn, Sr, Fe, Cu, Ni, Zn	Foliar: OD* ~20 mgL <sup>-1</sup>	Micro propagation of banana. Maize Common bean Tomato
<b>LIPLANT®</b>	liquid	Bacteria Fungi Actinomyces	HS (20-50%) Hormones Amino acids	-Na, K, Ca, Mg, Cr, Mn, Sr, Fe, Cu, Ni, Zn, Co, Ti	Foliar: OD* ~1:40 v:v	Tomato maize Common bean Tobacco, Cucumber
<b>OPLANT+®</b>	liquid	---	HS (20-65%) Hormones Amino acids	-Na, K, Ca, Mg, Cr, Mn, Sr, Fe, Cu, Ni, Zn, N	Foliar: OD* ~1:60 v:v	Vegetables Common bean
<b>CALDFER®</b>	solid	---	Organic matter	-Ca, Mg, Fe, Cr, Ni, Cu	Retention of cations from heavy metals	Ni, Pb, Cu, Co, Zn, Al

B.C, biological components; O.C, organic components; I.C, inorganic components; OD, optimal dose; RT, room temperature.



**Figure 2.** The FTIR and CP-<sup>13</sup>C NMR spectra of CVC used as starting materials by the MOBI research group (unpublished data).

of tomato and lettuce crops, as well as of *Murraya paniculata* L. and *Morus alba* L (Mesa et al., 2005; Terry et al., 2012; Baños et al., 2009; Ruiz et al., 2009). All the statistical analyses were carried out at Duncan test and *p* value 0.05-0,001.

OPLANT+®, introduced by foliar application at a dilution of 1:60 v:v under laboratory conditions, exhibited positive effects on lettuce crops. This agro-material stimulated biochemical and physiological parameters of plant production, including nitrate reductase and photosynthetic pigment content, to increase growth and net assimilation rate. This effect allowed more than one harvest of crops to be performed within the same sowing season (Duncan test, *p*<0.05) (Hernández, 2010a). OPLANT+® also exhibited positive effects on common bean crops (Del Valle et al., 2012).

Several studies on the use of liquid humus obtained from several CVC have been conducted. Foliar application of 140 to 170 g L<sup>-1</sup> of liquid humus extracts from CVC induced the growth of *Sorghum bicolor* L. (Gutiérrez-Miceli et al., 2008). Foliar application of liquid humus obtained from CVC of plant organic residues induced improvement of the internal and external qualities of strawberries and stimulated the development of the plants (Singh et al., 2010).

### Protection against stress

Abiotic stressors from water, salt, and heavy metals content induce production of reactive oxygen species (ROS) in plants that consequently cause oxidative stress. This results in severe crop yield losses. Several studies have investigated the protective effects of agro-materials on plants under stress conditions. Foliar and root application of liquid humus extracts obtained from the CVC used in the protocol described in Figure 1 showed protective effects on maize plants exposed to salt stress. Increases in free proline content and biomass accumulation in the stressed plants were observed when the humus was applied (Huelva et al., 2009). Foliar application of LIPLANT® at a dilution of 1:50 v:v to tomato crops sown on soil with high salt content over two sowing seasons increased the crop yield (Pérez et al., 2009). LIPLANT® applied to tomato crops under salt stress conditions restored fruit quality compared to control plants and improved the quality of plants compared to salt stressed plants without LIPLANT® application (Pérez et al., 2011).

Foliar application of HA from CVC at concentrations ranging from 30 and 40 mg HA L<sup>-1</sup> to rice plants sown on soil under conditions of induced water stress increased peroxidase (POX) activity. However, the growth and development of the stressed plants were similar to the non-stressed plants (Hernández, 2010b). Application of the same concentrations of HA to the roots of rice plants subjected to water stress increased POX activity, increased free proline content, protected against

membrane permeability, and reduced the H<sub>2</sub>O<sub>2</sub> content of the plant tissues (García et al., 2012b).


Recently, it was reported that HA applied to the roots of rice plants stimulated several enzymatic mechanisms associated with the anti-oxidative defensive system, as well as genes for aquaporins (*OsTIP 1;1*, *OsTIP 1;2*, *OsTIP 2;1*), which are proteins associated with the transport of water and H<sub>2</sub>O<sub>2</sub>. Thus, the potential of these humified materials to exert protective effects against abiotic stressors were demonstrated (García et al., 2012a). Foliar application of the same compounds to common bean plants sown in soil with high heavy metals content demonstrated protective effects mediated by the activation of anti-oxidative defensive mechanisms (Portuondo, 2010). Other plant defensive systems were also activated by HA application to both the leaves and the roots of rice plants. The activities of  $\delta^1$  pyrroline-5-carboxylate reductase (P5CR) and phenylalanine ammonia-lyase (PAL) were stimulated, resulting in increased proline and phenolic content (García et al., 2012d).

HA with high molecular mass exerted effects on secondary metabolism associated with the synthesis of phenols (Schiavon et al., 2010). Application of HA to maize plants exerted an effect on the production of ROS and increased the activity of catalases (CAT) (Cordeiro et al., 2011). These protective effects of HA were also shown with common bean plants under salt stress conditions (Aydin et al., 2012).

### Substitutes for phytohormones and promotion of rooting

*In vitro* micro-propagation of tissues for agricultural purposes represents an important alternative for increasing the availability of seedlings; however, the phytohormones used in this process are mostly synthetic, and their cost is high. HS exhibiting hormone-like activity might serve as natural and low-cost alternative. The HA isolated from the CVC used as starting materials in the present protocol could potentially be used to replace plant hormones for *in vitro* micro-propagation of bananas. HA added to culture media at doses of 10 to 50 mg L<sup>-1</sup> dramatically increased root length, number, and dry mass. The HA could completely replace phytohormones such as indole-3-acetic acid (IAA) and 6-benzylaminopurine (6-BAP) (Fernández, 2010) (Figure 3). Agro-materials, such as LIPLANT® and BIOSTAN®, increased the *in vitro* cell regeneration of rice, increased the inductor effects of phytohormone 2,4-dichlorophenoxyacetic acid (2,4-D), improved regenerative ability, and increased the number of roots when added to culture media (Godoy et al., 2006).

In a study on *in vitro* micro-propagation of banana clones, BIOSTAN® increased the survival and length of seedlings and increased the number of roots without altering the number of days needed to perform the first



**Figure 3.** Image of banana seedlings treated with HA from CVC fully replacing synthetic phytohormones. **No Humic Acids:** control treatment according to the *in vitro* micro-propagation method; **Humic Acids1-4:** different concentrations of HA (Unpublished images supplied by Professor Márcia Beatriz Moya Fernández, Agrarian University of Havana - UNAH).

subculture when added to the culture media at the stage of establishment (Héctor et al., 2007).

#### Effects of agro-materials on some soil properties


Application of new agricultural technologies requires studies on environmental impact. Thus, the influence of some of these biostimulants on the chemical and biological properties of the soil was investigated. LIPLANT® includes biological composition groups and genera of microorganisms similar to those comprising the CVC and the soil. This treatment did not exhibit antagonistic effects when its interactions (number of microorganisms and microbial respiration) were isolated and studied *in vitro*. At the same time, application of LIPLANT® to the soil for more than one year improved the soil fertility (availability of phosphorus and processes of organic matter humification) (Arteaga et al., 2007). Studies that assessed the effects of humic extracts on soil for onion crops found that such extracts contributed small amounts of organic matter and phosphorus to the soil (Rebato et al., 2011).

This type of study was also used to investigate the bioactivity of maize crops exposed to humic extracts obtained from residual solid (step 3) under field conditions. Consecutive applications of residual humic extracts did not induce significant changes in the chemical-physical characteristics of the soil compared with the initial conditions (Pimentel, 2007).

#### REUTILIZATION OF HUMIFIED RESIDUAL AGRO-MATERIALS

Step 3 of the biotechnological working protocol involves the study of processes for the recovery of humified materials that remain as residual materials. Such materials originate from the processes for production of liquid humus (BIOSTAN®, LIPLANT®, and OPLANT+®) from CVC. Their primary formats are damp and solid in appearance. Some studies subjected the residual solids to consecutive processes of purification to extract the HS and organic substances that were still soluble in the aqueous media. The resulting solids (Figure 4) were characterized using spectroscopic techniques (FTIR and





**Figure 4.** Image obtained by scanning electron microscopy (SEM) of CALDFER®, scale 100  $\mu\text{m}$ .

atmospheric pressure chemical ionization-mass spectroscopy (APCI-MS)). These solids exhibited functional groups and structural fragments that could bind to metallic cations. Retention tests indicated that these solids retained more than 95% of added  $\text{Ni}^{2+}$ ,  $\text{Cu}^{2+}$ , and  $\text{Pb}^{2+}$  (García et al., 2007).

García et al. (2012d) reported that in both mono- and multi-elemental systems, the residual solids could retain greater than 65% of added  $\text{Pb}^{2+}$  and  $\text{Ni}^{2+}$  cations. Based on FTIR spectroscopy, -OH, -COOH and -NH participated in the formation of bonds with the cationic metals. They also investigated the possibility of incorporating residual solids as organic aggregates into the soil. Studies conducted with maize plants showed that at a ratio of 1:4 m:m of soil to residual solid, the increase in plant growth and development was similar to CVC used as soil aggregates during the vegetative stage of cultivation.

While some studies focused on direct use of residual solids, others investigated methods to obtain HS from them. Humified extracts stimulated biochemical-physiological processes and increased the agricultural yield of maize crops under laboratory and field conditions (Pimentel, 2007). Other extracts from the residual solids

that were obtained by means of different procedures contained HS. Such extracts improved in the main physiological indicators in radish crops (Rebato et al., 2011).

The results of studies conducted with residual solids extracted from humus from CVC will be useful as biotechnologies for agriculture where profit is also made from the residues. Residual solids from CALDFER® might be used to decontaminate industrial residues contaminated with heavy metals. Other extracts obtained from those solids might be incorporated into processes where BIOSTAN® and LIPLANT® are applied according to the requirements of crops.

## FUTURE STUDIES

The effort to introduce a biotechnology based on small- and medium-scale production and application of agro-materials resulted in products exhibiting properties with beneficial features for agriculture, livestock breeding, and the environment. However, other features should be subjected to rigorous scientific studies before such

biotechnologies can be applied for actual production.

**Feature (i):** Although the full conditions (procedures and assessment techniques) needed for quality control of the raw material (CVC) are met, the CVC originate from varied sources and must therefore be standardized.

**Feature (ii):** Studies on the modes of action of HS agro-materials applied to both leaves and roots must be continued.

**Feature (iii):** Training of professionals for research on organic matter and HS must continue, as well as the preparation and participation of farmers in the field experiments.

**Feature (iv):** Studies should be conducted under different climatic conditions and in different biomes to establish wider application of these biotechnologies and investigate their global environmental sustainability.

## CONCLUSIONS

A biotechnological package able to operate in a sustainable manner would be highly useful, particularly to developing societies. Sustainability includes meeting the economic, social, cultural, and environmental needs of any society. Appropriate and rational use of natural resources, as well as reutilization of materials considered as refuse represent some of the more important routes leading to sustainable development. Humified organic matter is widely available and easily accessible as an environmental resource. Thus, it is possible to stimulate investment on research focusing on the production of this type of biotechnology. Application of CVC and liquid humus to plants might promote increased agricultural production and improve soil conditions. In addition, the refuge of such techniques might be easily used in agriculture and environmental decontamination.

## ACKNOWLEDGEMENTS

The authors thank the professors and technicians at Agrarian University of Havana (Universidade Agrária da Havana - UNAH) and the farm "El Guayabal", who supported our research on organic matter. We also thank the researcher-professors of the Department of Chemistry, School of Agronomics of UNAH, who shared their results with us. Professors Victor Marcus Rumjanek and Rosane Nora Castro from UFRRJ helped for spectroscopy and Professor Fabiana Soares dos Santos from Federal Fluminense University (Universidade Federal Fluminense- UFF) assisted with SEM. This work was supported by the Brazilian Federal Agency of Support and Evaluation of Graduate Education (Coordenação de Aperfeiçoamento de Pessoal de Nível Superior - CAPES-Brazil), the Ministry of Higher Education (Ministerio de Educación Superior - M. E. S-

Cuba) for the CAPES-MES projects that contribute to the development of professionals. The authors also thank TWAS (Academy of Sciences for the Developing World) for the doctoral grant bestowed to the first author within the National Council of Scientific and Technological Development (Conselho Nacional de Desenvolvimento Científico e Tecnológico TWAS-CNPq) agreement.

## REFERENCES

- Aguiar NO, Olivares FL, Novotny EH, Dobbss LB, Balmori DM, Santos-Júnior LG, Chagas JG, Façanha AR, Canellas LP (2012). Bioactivity of humic acids isolated from vermicomposts at different maturation stages. *Plant Soil* 362(1-2):161-174.
- Alfonso ET, Galán AL, Padrón JR, Díaz de Armas MM (2009). Biostan. Un producto natural con efectividad biológica en el cultivo del tomate (*Solanum lycopersicon* L.) [A natural product with biological effectiveness in tomato crops]. *Revista CENIC*. 40:89-92.
- Alfonso ET, Leyva A, Díaz de Armas MM (2006). Biofertilizantes y productos bioactivos, alternativas para la asociación maíz-tomate en el período temprano de siembra [Biofertilizers and bioactive products, alternatives for the maize-tomato association during the early sowing season]. *Cultivos Tropicales* 27:5-11.
- Alfonso ET, Leyva A, Padrón JR, Díaz de Armas MM (2007). Manejo de bioproductos para la producción ecológica de tomate (*Solanum lycopersicon* L.) [Handling of bioproducts for ecological tomato production]. *Cultivos Tropicales* 28:23-27.
- Alfonso ET, Padrón JR, Díaz de Armas MM (2010). Respuesta del cultivo del tomate (*Solanum lycopersicon* L.) a la aplicación foliar de un bioestimulante derivado del Vermicompost [Response of a tomato crop to foliar application of a vermicompost-derived biostimulant]. *Temas de Ciencia y Tecnología*. 14:27-32.
- Arteaga M, Garcés N, Novo R, Guridi, Pino JA, Acosta M, Pasos M, Besú D (2007). Influencia de la aplicación foliar del bioestimulante liplant sobre algunos indicadores biológicos del suelo [Influence of foliar application of biostimulant liplant on some soil biological indicators]. *Rev. Protección Veg.* 22:110-111.
- Atiyeh RM, Edwards CA, Subler S, Metzger JD (2001). Pig manure vermicompost as a component of a horticultural bedding plant medium: effects on physicochemical properties and plant growth. *Bioresour. Technol.* 78:11-20.
- Aydin A, Kant C, Turan M (2012). Humic acid application alleviate salinity stress of bean (*Phaseolus vulgaris* L.) plants decreasing membrane leakage. *Afr. J. Agric. Res.* 7:1073-1086.
- Bachman GR, Metzger JD (2008). Growth of bedding plants in commercial potting substrate amended with vermicompost. *Bioresour. Technol.* 99:3155-3161.
- Baños HL, Alemán J, Martínez M, Ravelo J, Surís M, Miranda I, Rodríguez H (2009). Efecto de bioestimulantes sobre la germinación y el crecimiento de *Murraya paniculata* L. [Effect of biostimulants on the germination and growth of *Murraya paniculata* L.]. *Cultivos Tropicales* 30:83-86.
- Canellas L.P, Dobbss LB, Oliveira AL, Chagas JG, Aguiar NO, Rumjanek VM, Novotny EH, Olivares FL, Spaccini R, Piccolo A (2012). Chemical properties of humic matter as related to induction of plant lateral roots. *Eur. J. Soil Sci.* 63:315-324.
- Canellas LP, Piccolo A, Dobbss LB, Spaccini R, Olivares FL, Zandonadi DB, Façanha AR (2010). Chemical composition and bioactivity properties of size-fractions separated from a vermicompost humic acid. *Chemosphere* 78:457-466.
- Caro I (2004). Caracterización de algunos parámetros químico-físicos del Liplant, humus líquido obtenido a partir del vermicompost de estiércol vacuno [Characterization of some chemical-physical parameters of Liplant, a liquid humus obtained from cattle manure vermicompost]. Tesis presentada en opción al título de Master en Ciencias de la Química Agraria. Universidad Agraria de la Habana (UNAH), San Jose de la Lajas, Cuba.
- Cavender ND, Atiyeh RM, Knee M (2003). Vermicompost stimulates



- mycorrhizal colonization of roots of *Sorghum bicolor* at the expense of plant growth. *Pedobiologia* 47:85-89.
- Cordeiro FC, Santa-Catarina C, Silveira V, De Souza SR (2011). Humic acid effect on catalase activity and the generation of reactive oxygen species in corn (*Zea mays* L). *Biosci. Biotechnol. Biochem.* 75:70-74.
- De la Huerta CM, Martínez MN, Solano MA, Fonseca PC, Yero DB (2012). Effect of liquid humus Liplant on growth, yield and quality of black tobacco on agroecological basis. *Revista Granma Ciencia.* 16:1-10.
- Del Pozo YM, Álvarez MED, León EEV (2008). Determination of some physico-mechanical, chemical and biological properties of the worm humus obtained under conditions of the dairy farm Guayabal, San José de las Lajas, La Habana, Cuba. *Rev. Cie. Téc. Agr.* 17:27-30.
- Del Valle GH, Hernández GO, Izquierdo FG, Fortes NA (2012). Influence of the no till and the liquid extract of vermicompost in indicators and indexes growth in common bean (*Phaseolus vulgaris* L.) cv. cc-25-9. *Rev. Cie. Téc. Agr.* 21:86-90.
- Fernández MM, Cabezas DM, García AC, Portuondo LF (2010). Los Ácidos Húmicos de Vermicompost como alternativa para el enraizamiento del Cultivo de Tejidos del plátano (*Musa* sp.) [Vermicompost humic acids as an alternative for rooting of banana tissue culture]. Evento Internacional de Ciencias Agrícolas, INCA, San José de las Lajas, La Habana, Cuba.
- García YY (2006). Evaluación del uso del Liplant (humus líquido) y el vermicompost en el cultivo del tomate (*Lycopersicon esculentum*, Mill; var: Lignon) [Assessment of the use of Liplant (liquid humus) and vermicompost in a tomato crop]. Tesis en opción al título de Ingeniero Agrónomo. Dpto. Química. Facultad de Agronomía [Dissertation presented to earn the degree of Agronomic Engineer. Dept. of Chemistry. Faculty of Agronomics]. UNAH. La Habana, Cuba.
- García AC, Azevedo SL, Izquierdo FG, Castro RN, Rumjanek VM, Berbara RLL (2012c). Aplicação Foliar e Radicular de Ácidos Húmicos e seu efeito na Atividade Enzimática da P5C-reductase e Fenilalanina amônia-Liase em Arroz [Application via leaves and roots of humic acids and its effect on the enzymatic activity of P5C-reductase and phenylalanine ammonia-lyase in rice]. Evento. FertBio. 2021. Alagoas-Maceió. Brasil.
- García AC, Azevedo SL, Izquierdo FG, Sperandio MVL, Castro RN, Berbara RLL (2012a). Vermicompost humic acids as an ecological pathway to protect rice plant against oxidative stress. *Ecol. Eng.* 47:203-208.
- García AC, Berbara RLL, Farías LP, Izquierdo FG, Hernández OL, Campos RH, Castro RN (2012b). Humic acids of vermicompost as an ecological pathway to increase resistance of rice seedlings to water stress. *Afr. J. Biotechnol.* 11:3125-3134.
- García AC, Izquierdo FG, Berbara RLL (2012d). Uso ecológico de Materiales Humificados. Retención de metales pesados y actividad biológica [Ecological use of humified materials. Retention of heavy metals and biological activity]. 1st ed. Saarbrücken, EAE-Editorial Académica Española LAP Lambert Alemania, 89 p.
- García AC, Izquierdo FG, García EN, Rosado E, Ramiro VC, Pimentel JJQ, Nils Alen (2007). Material de origen natural que retiene cationes de metales pesados [Natural material that retains cations of heavy metals]. *Revipol.* 8:204-214.
- Godoy L, Héctor E, Valera E, Torres A (2006). Callogénesis y regeneración *in vitro* de arroz (*Oryza sativa* L) con los bioestimulantes cubanos Biostan y Liplant [*In vitro* callogenesis and regeneration of rice with Cuban biostimulants Biostan and Liplant]. *Cultivos Tropicales* 27:31-36.
- González RL, Llanes PS, Díaz SL, Álvarez RC, Carlos M, Ceballos L, Aguilar RL, Domínguez TM. (2003). Evaluación de la aplicación de un bioestimulante (Biostan) en el cultivo del frijol (*Phaseolus vulgaris* Lin.). [Assessment of the application of a biostimulant (Biostan) to a common bean crop]. *Centro Agrícola.* 30:31-36.
- Gutiérrez-Miceli FA, García-Gómez RC, Rincón RR, Abud-Archila M, Oliva LMS, Cruz MJG, Dendooven L (2008). Formulation of a liquid fertilizer for sorghum (*Sorghum bicolor* (L.) Moench) using vermicompost leachate. *Bioresour. Technol.* 99:6174-6180.
- Héctor E, Torres A, Algae S, Cabañas M, López A (2007). Propagación *in vitro* del plátano macho (*Musa* sp AAB) clón sobrino con los bioestimulantes cubanos BB-6 y Biostan como sustitutos de los reguladores del crecimiento [In vitro propagation of a nephew clone of wild banana with Cuban biostimulants BB-6 and Biostan as substitutes for growth regulators]. *Cultivos Tropicales* 28:13-18.
- Hernández OLG (2010a). Modificaciones al proceso de obtención de sustancias húmicas a partir de vermicompost: efectos biológicos [Modification to the process to produce humic substances from vermicompost: biological effects]. Tesis presentada en opción al título de Master en Ciencias de la Química Agraria [Dissertation presented to earn the degree of Master in Agrarian Chemical Science]. UNAH, La Habana, Cuba.
- Hernández RG (2010b). Efectos de Humatos de vermicompost en la germinación y el estrés por déficit de agua en el cultivo del arroz (*Oriza sativa* L. var. IA-30) [Effects of vermicompost humates on the germination and water stress of a rice crop]. Tesis de Diploma [Undergraduate dissertation]. UNAH, La Habana, Cuba.
- Huelva RL, Martínez D, Portuondo L, Guridi F (2009). Evaluación del efecto protector de las sustancias húmicas líquidas en plantas de maíz (*Zea mays* var: comercial p-2928) en condiciones de salinidad [Assessment of the protective effect of liquid humic substances on maize plants under salinity conditions]. Evento Agrociencias. UNAH, La Habana, Cuba.
- Humate. [www.humates.com](http://www.humates.com). Last accessed on August 10, 2012.
- Humates. [www.humates.co.nz](http://www.humates.co.nz). Last accessed on August 10, 2012.
- Martínez BD (2006). Evaluación del efecto del Liplant en indicadores bioquímicos-fisiológicos en el cultivo del maíz (*Zea Mays* L.) [Assessment of the effect of Liplant on biochemical-physiological indicators in a maize crop]. Tesis presentada en opción al título de Máster en Ciencias de la Química Agraria [Dissertation presented to earn the degree of Master in Agrarian Chemical Science]. UNAH. La Habana, Cuba.
- Mesa AR, Hussein S, García DE (2005). Effect of Liplant on dry matter yield of *Morus alba*. *Pastos y Forrajes.* 28:141-148.
- Muscolo A, Sidari M, Attinà E, Francioso O, Tugnoli V, Nardi S (2007). Biological activity of humic substances is related to their chemical structure. *Soil Sci. Soc. Am. J.* 71:75-85.
- Nardi S, Muscolo A, Vaccaro S, Baiano S, Spaccini R, Piccolo A (2007). Relationship between molecular characteristics of soil humic fractions and glycolytic pathway and Krebs cycle in maize seedlings. *Soil Biol. Biochem.* 39:3138-3146.
- Nardi S, Pizzeghello D, Muscolo A, Vianello A (2002). Physiological effects of humic substances on higher plants. *Soil Biol. Biochem.* 34:1527-1536.
- Nasir S, Sarfaraz, TB, Verheyen, TV, Chaffee, AL (2011). Structural Elucidation of Humic Acid Extracted from Pakistani Lignite Using Spectroscopic and Thermal Degradative Techniques. *Fuel Proc. Technol. J.* 92:983-991.
- Nebbioso A, Piccolo A (2012). Advances in humeomics: Enhanced structural identification of humic molecules after size fractionation of a soil humic acid. *Anal. Chim. Acta.* 720:77-90.
- Pérez JJR, Izquierdo FG, Escobar IMR, Mayoral JAL (2009). Liquid Casting effect on tomato yields in saline soils of Cuban east region. *Centro Agrícola* 36:57-61.
- Pérez JJR, Izquierdo FG, Escobar IMR, Ruisánchez Y, Mayoral JAL, Amador BM, Espinoza FH, Fabrè TB, Amador CA, Silvera CMO, Morales YA, Milanés JYR (2011). Efectos del humus líquido sobre algunos parámetros de calidad interna en frutos de tomate cultivados en condiciones de estrés salino [Effects of liquid humus on some parameters of internal quality of tomato fruits grown under salt stress conditions]. *Centro Agrícola* 38:57-61.
- Pimentel JJQ (2007). Obtención y evaluación de La bioactividad de extractos líquidos residuales del proceso de obtención del LIPLANT® en el cultivo del maíz (*Zea mays* L; var: canilla) [Production and assessment of the bioactivity of residual liquid extracts from the process of production of LIPLANT® in a maize crop]. Tesis de diploma en opción al título de ingeniero agrónomo [Dissertation presented to earn the degree of Agronomic Engineer]. UNAH, La Habana, Cuba.
- Portuondo LF (2010). Efecto de los ácidos húmicos sobre el estrés por metales pesados en plantas de frijol (*Phaseolus vulgaris* L) [Effect of humic acids on heavy metals stress in common bean plants]. Tesis presentada en opción al título de Máster en Ciencias de la Química Agraria [Dissertation presented to earn the degree of Master in

- Agrarian Chemical Science]. UNAH. La Habana, Cuba.
- Rebato SM, Diaz de Armas MM, Krieger S (2011). Resultados obtenidos en la producción de vegetales con dos extractos húmicos líquidos en el departamento de química de la universidad agraria de la habana. Impacto sobre propiedades físicas y químicas del suelo [Results obtained plant production with two liquid humic extracts at the Department of Chemistry of Agrarian University of Havana. Impact on the soil physical and chemical properties]. Evento Agrociencias. UNAH, La Habana, Cuba.
- Ruiz J, Terry E, Tejada T, Díaz de Armas MM (2009). Aplicación de bioproductos a la producción ecológica de tomate [Application of bioproducts to the ecological production of tomato]. Cultivos Tropicales 30:60-64.
- Ruiz RE (1996). Evaluación de propiedades y características de vermicompost producidos en Cuba [Assessment of the properties and characteristics of vermicomposts produced in Cuba]. Tesis en opción al título de máster en ciencias de la química agrarian [Dissertation presented to earn the degree of Master in Agrarian Chemical Science]. UNAH. La Habana, Cuba.
- Schaumann GE, Thiele-Bruhn S (2011). Molecular modeling of soil organic matter: Squaring the circle? *Geoderma* 166:1-14.
- Schiavon MA, Ghello DP, Muscolo A, Vaccaro S, Francioso O, Nardi S (2010). High Molecular Size Humic Substances Enhance Phenylpropanoid Metabolism in Maize (*Zea mays* L.). *J. Chem. Ecol.* 36:662-669.
- Singh R, Gupta RK, Patil RT, Sharma RR, Asrey R, Kumar A, Jangra KK (2010). Sequential foliar application of vermicompost leachates improves marketable fruit yield and quality of strawberry (*Fragaria x ananassa* Duch.). *Sci. Hortic.* 124:34-39.
- Singh R, Sharma RR, Kuma S, Gupta RK, Patil RT (2008). Vermicompost substitution influences growth, physiological disorders, fruit yield and quality of strawberry (*Fragaria x ananassa* Duch.). *Bioresour. Technol.* 99: 8507-8511.
- Terry E, Díaz de Armas MM, Padrón JR, Tejada T, Zea ME, Camacho-Ferre F (2012). Effects of different bioactive products used as growth stimulators in lettuce crops (*Lactuca sativa* L.). *J. Food Agric. Environ.* 10:386-389.
- Vanashree Agriculture. [www.vanashreeagrotech.com](http://www.vanashreeagrotech.com). Last accessed on August 10, 2012.