

*Full Length Research Paper*

# Optimization of ultrasonic-assisted extraction procedure of capsaicinoids from Chili peppers using orthogonal array experimental design

Xiang-Yuan Deng\*, Kun Gao, Xin Huang and John Liu

School of Biology and Chemical Engineering, Jiangsu University of Science and Technology, Zhenjiang 212018, China.

Accepted 16 July, 2012

In this present study, the optimal conditions of ultrasonic-assisted extraction (UAE) of capsaicinoids from hot Chili peppers were determined for large scale preparation. First, single factor experiments were performed to optimize the extraction procedure of capsaicinoids, and initial optimized results were: ratio of solvent to mass of 6 to 10 ml/g, extraction temperature of 25 to 35°C, and extraction time of 0 to 30 min. Then, an orthogonal array experimental design ( $L_9(3^4)$ ) was used to further optimize the extraction procedure. The results of *F*-test and *P*-value indicated that the effect order on extraction yield of capsaicinoids from high to low was ratio of solvent to mass, extraction time, and extraction temperature. The maximum extraction yield of capsaicinoids was obtained at ratio of solvent to mass of 10 ml/g, extraction time of 40 min, and extraction temperature of 25°C. Under these conditions, the extraction yields of capsaicinoids were  $2.35 \pm 0.042$  and  $3.92 \pm 0.089$  mg/g for conventional and UAE methods, respectively.

**Key words:** Chili pepper, ultrasonic-assisted extraction, capsaicinoids, orthogonal array design, single factor experiments.

## INTRODUCTION

Chili peppers (*Capsicum frutescens*), appreciated for their pungency, taste, and aroma, have been extensively used over the years as food additives, pigments, and physiological and pharmaceutical products. Capsaicinoids, a given name of pungent compounds, are the principal pungent and irritating constituents in most capsicum fruits (Xing et al., 2006), and their structures are acid amides of vanillylamine and C<sub>9</sub>–C<sub>11</sub> branched chain fatty acids (Constant et al., 1996). Although, excessive exposure to capsaicinoids would be toxic causing irritation on the contact area or respiratory problems as well as some types of cancers due to ingestion of high quantities, capsaicinoids present many biological activities, such as powerful antioxidant (Henderson et al., 1999), anti-mutagenic and anti-tumoral properties (Long and

Medeiros, 2001; Rosa et al., 2002). A common use of capsaicinoids is in topical analgesics against pain, anti-arthritic and anti-inflammatory ointments (Morris et al., 1995; Sancho et al., 2002; Govindarajan and Sathyanarayana, 1991). Moreover, capsaicinoids are also utilized as natural inhibitor of pathogenic microorganisms in food industry due to their antimicrobial properties (Kurita et al., 2002, Xing et al., 2006, Jones et al., 1997). In view of wide biological activities, the preparation of capsaicinoids requires development of efficient extraction process from select Chili peppers.

Up to now, many different extraction methods have been performed to prepare capsaicinoids from peppers, such as maceration (Kirschbaum-Titze et al., 2002), magnetic stirring (Contreras-Padilla and Yahia, 1998), enzymatic extraction (Salgado-Roman et al., 2008), ultrasonic-assisted extraction (UAE) (Barbero et al., 2008), Soxhlet (Korel et al., 2002), supercritical fluids extraction (Sato et al., 1999), pressurized liquids extraction (Barbero et al., 2006b), and microwave-assisted

\*Corresponding author. E-mail: [dengxy2009@126.com](mailto:dengxy2009@126.com). Tel: +86-511-85639697. Fax: +86-511-85635850.

extraction (Barbero et al., 2006a). Among these extraction methods, UAE method is particularly commended for its simplicity and low equipment cost. Thus, it has been employed to extract various organic compounds from different matrices, such as phenolics in cosmetic creams (Padilla et al., 2005), chlorinated pesticides in bird livers (Lambropoulou et al., 2006), organic acids in grapes (Palma and Barroso, 2002), phenolic compounds from strawberries (Herrera and Luque de Castro, 2005) or isoflavones from soybeans (Rostagno et al., 2003). In addition, orthogonal array design (OAD), a fractional factorial design and a series of trials assigned by orthogonal array, is often used in design experiments with multiple level factors (Oles, 1993). The results of OAD experiments can be treated by range analysis and analysis of variance (ANOVA). The main advantages of OAD include that it may minimize assay numbers and time to keep the experimental cost at a minimum level, and the optimum parameters obtained from laboratory can be utilized in larger scale of production (Yesilyurt, 2004).

In this study, UAE and OAD methods were employed to extract capsaicinoids from Chili peppers, and the extraction variables, including appropriate solvent, ratio of solvent to mass, extraction temperature, and extraction time, were optimized to obtain a systematic process for capsaicinoids extraction.

## MATERIALS AND METHODS

### Chemical and reagents

Ethanol, ethylether, n-hexane, dimethyl sulfoxide, petroleum ether (60 to 90°C), and acetone were of analytical grade and purchased from Sinopharm Chemical Reagent Co. Ltd (Shanghai, China). The capsaicin standard (97%) was obtained from Sigma-Aldrich (Steinheim, Germany).

### Peppers and preparation

Chili peppers (*C. frutescens*) were produced in Sichuan province (China) and purchased from local markets. The peppers were dissected, and separated into peduncle, seeds, and pericarp. The pericarp was employed to optimize extraction parameters of UAE method, which was dried in a 65°C oven (Baixin Instrument and Equipment Factory, Shanghai, China) until the constant weight was achieved; and then triturated with a conventional pulverizer (Qingzhou Sanyang Co. Ltd, Shandong, China), to form homogeneous samples.

### Extraction procedure

Oven-dried preparations (0.5 g dry weight) were used to extract capsaicinoids by conventional (non ultrasonic-assisted) and UAE methods. The preparation and solvent mixtures were homogenized in 10 ml conical glass tubes and placed in an ultrasonic water bath of 360 W (Time Ultrasonic Factory, Shanghai, China) coupled with a temperature controller. And different extraction parameters were evaluated, including solvents (ethanol, ethylether, n-hexane, petroleum ether (60 to 90°C), and acetone), ratio of solvent to mass

(ml/g) (4 to 12), extraction temperature (20 to 50°C), and extraction time (0 to 120 min).

### Analytical methods

After extraction, concentration of capsaicinoids was determined by measuring OD<sub>280</sub> (optical density at 280 nm). According to our previous study, the relationship between capsaicinoids concentration (mg/L) and OD<sub>280</sub> is shown as follows:

$$Y = 49.567x + 0.73, R = 0.9977$$

Where,  $x$  is OD<sub>280</sub> value;  $y$  (mg/L) is concentration of capsaicinoids. The yield of capsaicinoids was calculated using the following equation:

$$Y = \frac{y \times n}{W}$$

Where,  $Y$  (mg/g) is extraction yield of capsaicinoids;  $n$  is dilution ratio;  $W$  (g) is quantity of oven-dried preparations.

### Orthogonal array experimental design

An OAD ( $L_9(3^4)$ ) was performed to investigate the optimal ultrasonic-assisted extraction procedure of capsaicinoids from Chili peppers. As seen in Tables 1 and 2, extraction experiments were carried out with four factors and three levels, namely ratio of solvent to mass (factor  $A$ ), extraction time (factor  $B$ ), extraction temperature (factor  $C$ ), and extra column (factor  $E$ ).

The range of each factor level was based on the results of single factor tests, which were identified to have larger effects on extraction yield of capsaicinoids. The OAD tests were operated following the method described in extraction procedure. Data analysis was carried out through the range analysis and analysis of variance (ANOVA) to reflect the optimal reaction conditions and their magnitudes. Optimal conditions were obtained via OAD experiments and subsequent data analysis. Finally, experiments were repeated under the optimal conditions to verify the data.

## RESULTS AND DISCUSSION

### Results of single factor experiments

#### *Selection of solvents for capsaicinoids extraction*

As we know, the effectiveness of UAE depends on extraction solvent's capacity for absorbing and transmitting the energy of ultrasounds (Barbero et al., 2008). Thus, selecting an appropriate solvent for extracting interested analytes from matrix of samples is an important step in the development of UAE method.

To select the most suitable one, five different organic solvents, including ethanol, ethylether, acetone, petroleum ether (60 to 90°C), and n-hexane, were investigated in this work. The tests were performed with 0.5 g triturated sample, in 5 ml of solvent, at a temperature of 20°C for an extraction period of 30 min. All assays were performed in triplicate, and results are represented in Figure 1.

**Table 1.** Factors and levels for orthogonal array experimental design.

Level	Factor		
	Ratio of solvent to mass <i>A</i> (ml/g)	Extraction time <i>B</i> (min)	Extraction temperature <i>C</i> (°C)
1	6	20	25
2	8	30	30
3	10	40	35

**Table 2.** Extraction yield of capsaicinoids in an orthogonal array experimental design ( $L_9(3^4)$ ).

Trial number	Factor				Results of extraction yield, $Y_i$ (mg/g)
	Ratio of solvent to mass, <i>A</i> (ml/g)	Extraction time, <i>B</i> (min)	Extraction temperature, <i>C</i> (°C)	Experimental error, <i>E</i>	
1	6	20	25	1	3.512
2	6	30	30	2	3.462
3	6	40	35	3	3.582
4	8	20	30	3	3.566
5	8	30	35	1	3.492
6	8	40	25	2	3.726
7	10	20	35	2	3.702
8	10	30	25	3	3.762
9	10	40	30	1	3.786
$K_{j1}$	10.556	10.78	11	10.79	$Y_T = \sum_{i=1}^9 Y_i = 32.59$
$K_{j2}$	10.784	10.716	10.814	10.89	
$K_{j3}$	11.25	11.094	10.776	10.91	
$\overline{K_{j1}}$	3.519	3.593	3.667	3.597	
$\overline{K_{j2}}$	3.595	3.572	3.605	3.63	
$\overline{K_{j3}}$	3.75	3.698	3.592	3.637	
$R_j$	0.231	0.126	0.075	0.04	
Order of significant factors			$A > B > C$		
Optimal levels			$A_3 B_3 C_1$		

In the light of Figure 1, it can be observed that acetone is the most appropriate solvent for extracting capsaicinoids from hot peppers, and gives a maximum extraction yield of 3.92 mg/g. Ethyl ether is a fairly efficacious solvent, which gives extraction yield of only about 91% of that obtained with acetone. Furthermore, similar quantities of capsaicinoids were obtained with ethanol, petroleum ether and n-hexane; and no significant differences ( $p > 0.05$ ) were observed in the extraction yield obtained with these three solvents. Thus, it was decided to employ acetone as solvent for the development of UAE method.

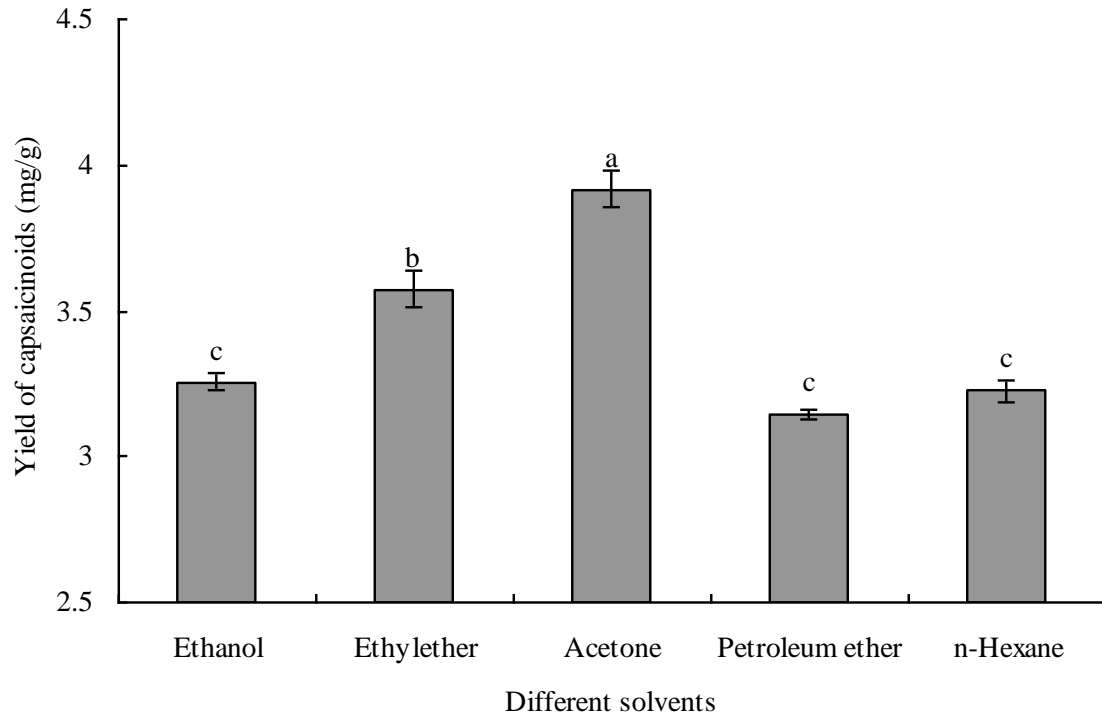
#### **Effect of ratio of solvent to mass on extraction yield of capsaicinoids**

The ratio of volume of solvent (ml) to mass (g) is an important factor that must be optimized to increase the

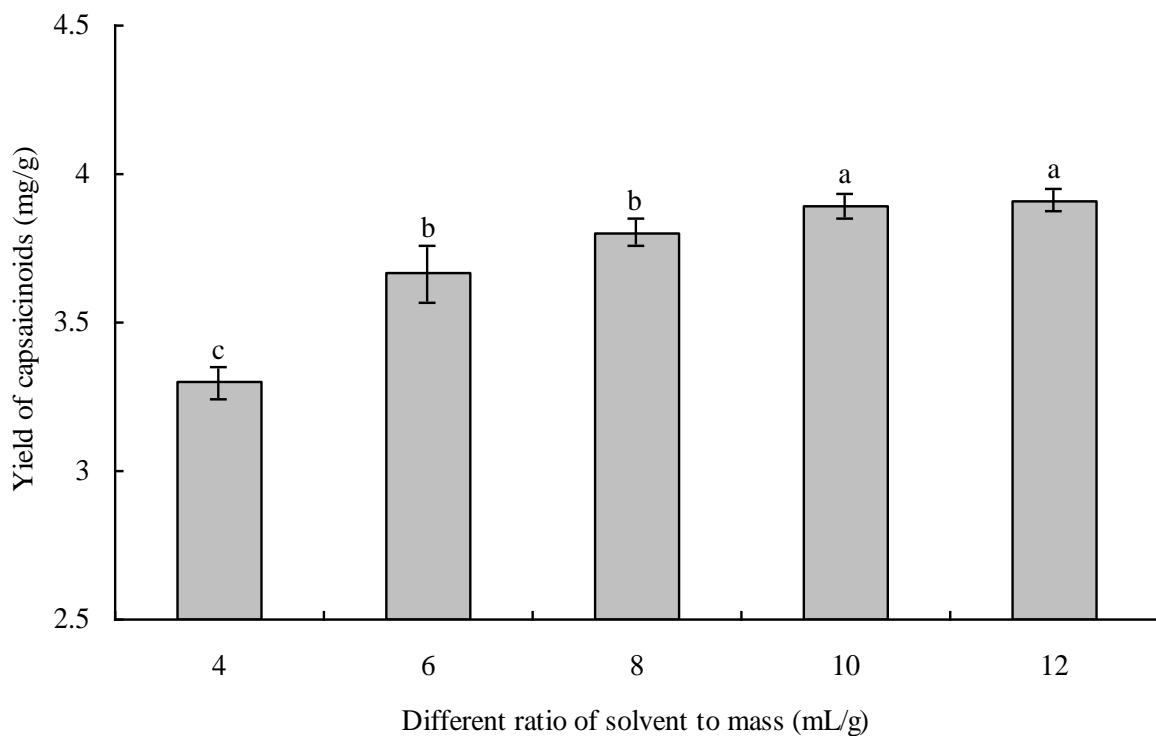
efficacy of extraction of capsaicinoids. In conventional techniques of liquid–solid extraction, the tendency is to change volume of solvent, while holding quantity of sample for studying the effect of ratio of solvent to mass on extraction yield.

To evaluate the effect of ratio of solvent to mass on extraction yield of capsaicinoids, a series of ratios (4, 6, 8, 10, and 12 ml/g) were carried out with different volumes of solvent while maintaining a constant quantity of triturated hot Chili peppers of about 0.5 g. The rest extraction conditions were: temperature at 20°C, 30 min of extraction and acetone as solvent. All assays were performed in triplicate, and the results are given in Figure 2.

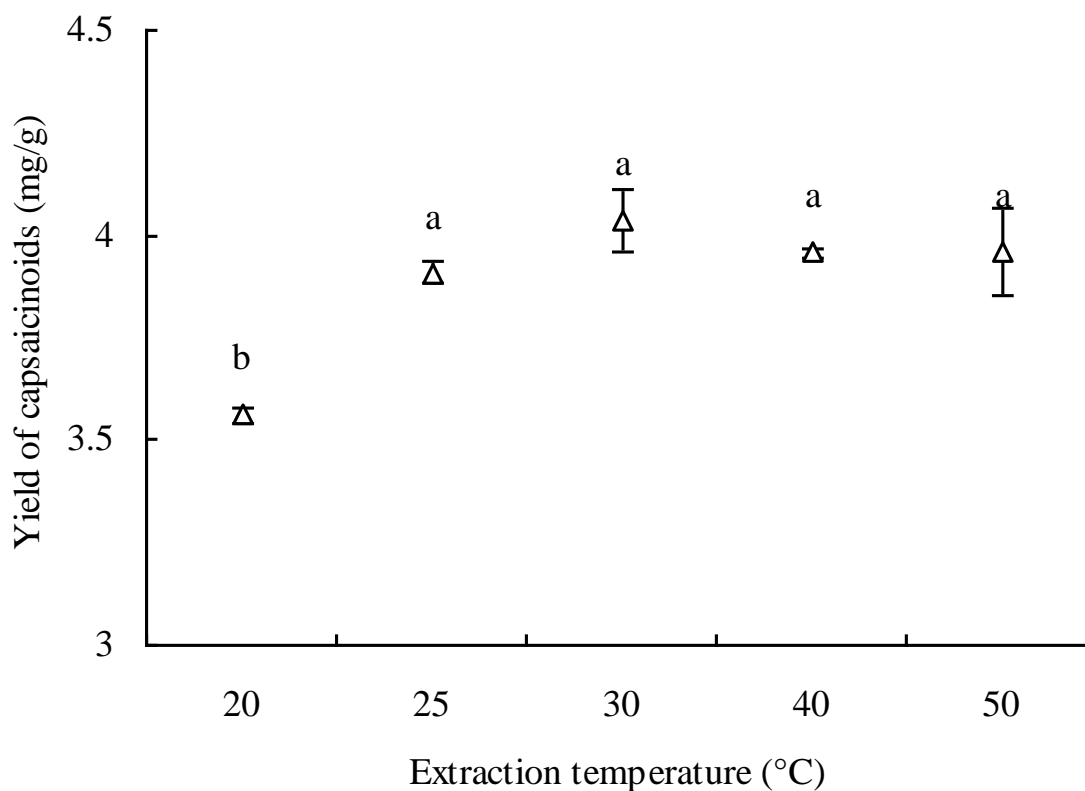
In Figure 2, it can be observed that extraction yield of capsaicinoids was enhanced to the critical value ( $3.89 \pm 0.05$  mg/g) at the ratio of 10 ml/g, and then increased in a mild slope with ratio of solvent to mass increasing. Thus,



**Figure 1.** Effect of different solvents on extraction yield of capsaicinoids from hot Chili peppers. Vertical bars represent the mean  $\pm$  SE (n=3). Data sets significantly different from each other are identified by different letters (P<0.05).



**Figure 2.** Effect of different ratios of solvent to mass on extraction yield of capsaicinoids from hot Chili peppers. Vertical bars represent the mean  $\pm$  SE (n=3). Data sets significantly different from each other are identified by different letters (P<0.05).



**Figure 3.** Effect of different extraction temperatures on extraction yield of capsaicinoids from hot Chili peppers. Vertical bars represent the mean $\pm$ SE (n = 3). Data sets significantly different from each other are identified by different letters (P<0.05).

it was decided to employ ratio of volume of solvent (ml) to mass (g) at 10 ml/g for further study.

#### **Effect of extraction temperature on extraction yield of capsaicinoids**

Generally speaking, the higher the extraction temperature, the higher velocity of solvent molecules could accelerate mass transfer rate; and the larger solubility would enhance yield of target compounds. However, solvent volatilization and some degradation processes may occur at high temperature, which would lead to the lower extraction yield.

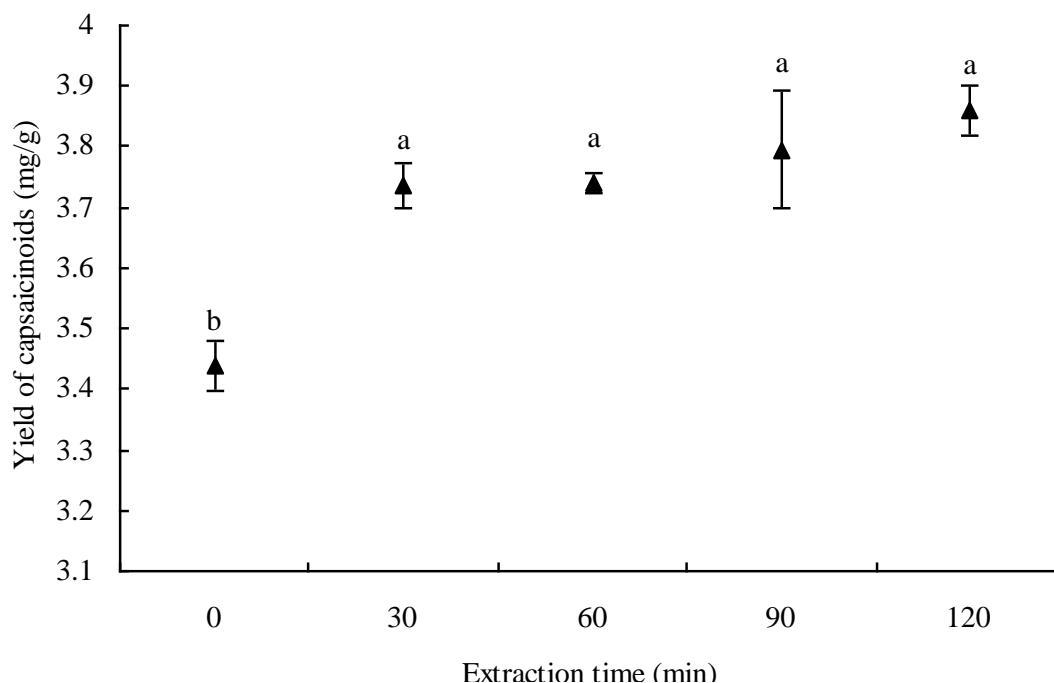
In this study, one aim was to evaluate the effects of extraction temperatures ranging from 20 to 50°C on extraction yield of capsaicinoids. It was not proposed to perform extractions at higher temperatures because boiling point of acetone is 56.5 °C. Other extraction parameters were given as following: extraction period of 30 min, 5 ml acetone as extraction solvent, and 0.5 g triturated hot Chili peppers. All assays were carried out in triplicate. The effect of extraction temperature on extraction yield of capsaicinoids is listed in Figure 3.

As shown in Figure 3, a maximum extraction yield of

capsaicinoids (4.04 mg/g) was obtained at 30°C, although the differences were not significant ( $p > 0.05$ ) between 25 and 50°C. At temperatures lower than 30°C, the extraction yield of capsaicinoids was increased with increasing extraction temperature. It may be due to the slower extraction kinetics at lower temperature. Therefore, 30°C was used as extraction temperature for later experiments.

#### **Effect of extraction time on extraction yield of capsaicinoids**

Until saturation, by increasing extraction time, the quantity of analytes extracted increased. However, the longer the extraction time, the more extraction solvent will be volatile. To determine the effect of extraction time on extraction yield of capsaicinoids from hot Chili peppers, extraction time was set at different lengths (0, 30, 60, 90, and 120 min), and other extraction parameters were given as following: extraction temperature at 30°C, 5 ml acetone as extraction solvent and 0.5 g triturated hot Chili peppers. All assays were performed in triplicate and the results are shown in Figure 4, in which it can be found that with increasing extraction time from 0 to 30 min, the extraction yield of capsaicinoids increased from low to high till at 30 min to maximum, and then increased slightly



**Figure 4.** Effect of different extraction time on extraction yield of capsaicinoids from hot Chili peppers. Vertical bars represent the mean $\pm$ SE (n=3). Data sets significantly different from each other are identified by different letters (P<0.05).

after 30 min in these extraction conditions (Figure 4).

## Results of orthogonal array design experiments

### Range analysis

Orthogonal array design was employed to optimize the extraction procedure of capsaicinoids from hot Chili peppers as described above. Nine extraction trials were carried out based on the  $L_9(3^4)$  matrix. The results of OAD are listed in Table 2, which showed that the range of extraction yield of capsaicinoids varied from 3.462 mg/g to 3.786 mg/g. These data were taken as original data and used for range analysis and ANOVA.

In the range analysis,  $\overline{K_{ji}}$  is often used to determine the optimal level and the optimal combination of factors. The optimal level for each factor could be obtained when  $\overline{K_{ji}}$  is the largest (Wu and Leung, 2011). Here,  $j$  is the number of factor ( $j=A, B, C$ );  $i$  is the level of factor ( $i=1, 2, 3$ ). According to  $\overline{K_{ji}}$  (Table 2), it is inferred that the third level is best for ratio of solvent to mass (factor A) and extraction time (factor B), whereas the first level is suited for extraction temperature (factor C). Therefore, the optimal extraction condition combination for capsaicinoids is  $A_3-B_3-C_1$ .

Moreover, the range value of factors in each line,  $R_j = \max(\overline{K_{Aj}}) - \min(\overline{K_{Aj}})$ , indicates the significance of

factor's effect; and a larger  $R_j$  means the factor has a bigger impact on extraction yield (Cui et al., 2009). Comparing the range values ( $R_j$ ) of different factors (Table 2 and Fig. 5), the factors' levels of significance are as follows: ratio of solvent to mass (0.231) > extraction time (0.126) > extraction temperature (0.075). That is, ratio of solvent to mass had the greatest impact on extraction yield of capsaicinoids, whereas extraction time had a comparatively lesser impact, and the last one was extraction temperature.

### Analysis of variance (ANOVA)

Although, the range analysis can easily determine the optimal value of different factors, it does not use all the data information. Thus, ANOVA was utilized to assess the OAD results, which can reflect the volatility of data, that is dispersion of the data (Deng, 1995) and the formulas of ANOVA are as follows: Firstly, sum of square deviation for each factor ( $SS_j$ ) reflects differences of experimental results caused by change in every level of factor  $j$ , which shows the influence of factor  $j$  on experimental results.  $SS_j$  can be calculated by the following formula:

$$SS_j = \frac{1}{3} \sum_{i=1}^3 K_{ji}^2 - \frac{(\sum_{i=1}^9 Y_i)^2}{9} \quad (j = A, B, C, E)$$

Where,  $Y_i$  is the value of No.  $i$ . The meaning of other

**Table 3.** Analysis of variance (ANOVA) of the orthogonal array experimental design ( $L_9(3^4)$ ).

Source	SS	df	V	F	$F_{0.05}(2, 2)=19$	P(%)
A	0.083	2	0.042	30.273	>	67.82
B	0.027	2	0.014	9.902	<	22.18
C	0.010	2	0.005	3.476	<	7.79
e	0.003	2	0.001			2.24
T	0.123	8				100

SS, sum of square deviation; df, degree of freedom; V, variance; F, F-ratio; e, experimental error.

symbol is the same as above.

Secondly, the freedom degree of each factor equals the levels of each factor minus 1, such that freedom degree of A:  $df_A=3-1=2$ . Total freedom degree of the experiments ( $df_T$ ) equals total numbers of experiments minus 1 ( $df_T=9-1=8$  for the present study).

Thirdly, the variance for each factor ( $V_j$ ) can be calculated:

$$V_j = \frac{SS_j}{df_j} = \frac{SS_j}{2} \quad (j = A, B, C, E)$$

Fourthly, the  $F$  value of each factor ( $F_j$ ) is  $F_j = \frac{V_j}{V_e}$ , which

indicates that the ratio of sum of the square of each factor's mean deviations to that of the experimental error (Cui et al., 2009, Ross, 1988). In addition,  $F_\alpha$  is a constant and defined as the critical value of  $F$ -value for different inspection levels, and can be found from the distribution table of  $F$ -values (Ross, 1988). As for inspection level,  $\alpha=0.05$ , the critical  $F$ -value can be found out ( $F_{0.05}(2,2)=19$ ). The factor effect for results is prominent when  $F_j$  is larger than  $F_\alpha$ , otherwise on the contrary.

Finally, the percentage contribution of each factor ( $P_j$ ) can also indicate the relative power of a factor to reflect each factor's influence (Wu and Lee, 2005, Ghambarian et al., 2009), which can be calculated as follows:

$$P_j = \frac{SS_j}{SS_A + SS_B + SS_C + SS_e} \times 100\% \quad (j = A, B, C)$$

The results of  $F$ -value for different variables are shown in Table 3. Variance of extraction temperature ( $V_C = 0.005$ ) is only fivefold that of experimental error ( $V_e = 0.001$ ), which means the extraction temperature effect (factor C) is small. When comparing  $F_j$  and  $F_\alpha$ , it is clear that factor A is statistically significant for capsaicinoids extraction ( $F_A > F_\alpha$ ), while factor B and C have no significant effect ( $F_B < F_\alpha$ ,  $F_C < F_\alpha$ ). Furthermore, from the percentage contribution (Table 3), it can be also deduced that the

most important factor contributing to the extraction yield of capsaicinoids is factor A (ratio of solvent to mass, 67.7%), followed by factor B (extraction time, 22.18%), and lastly, factor C (extraction temperature, 7.79%). Therefore, ANOVA verified the consistent results with Figure 5.

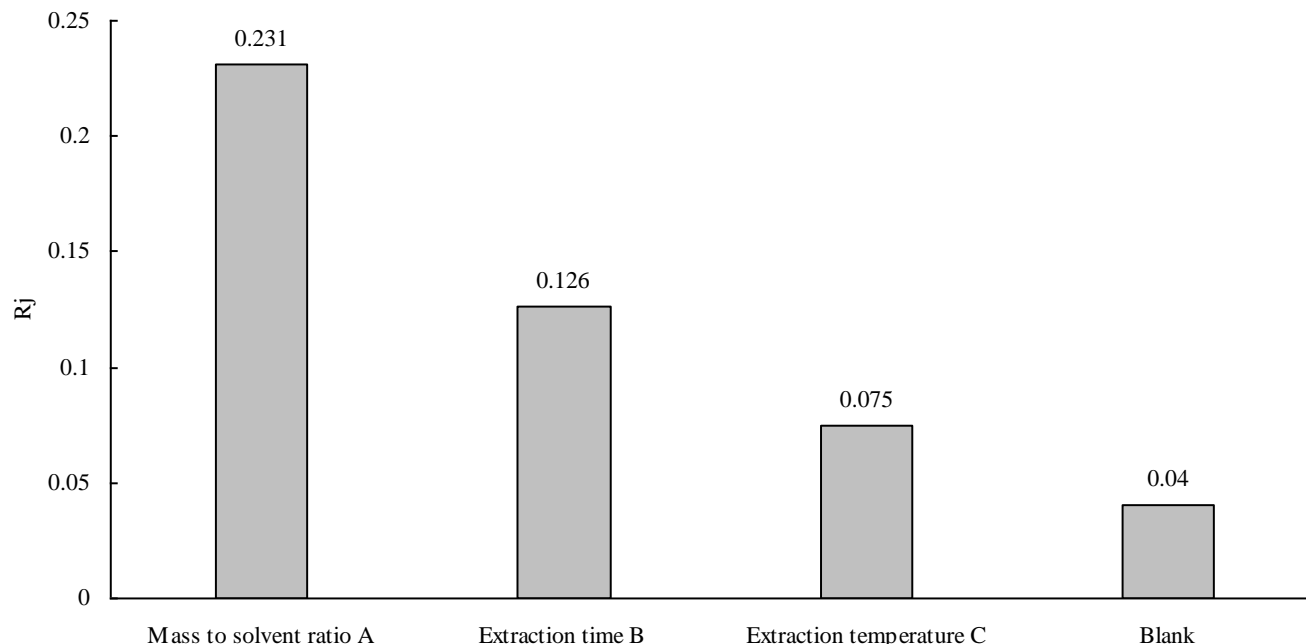
### Comparison between conventional and UAE methods

To compare the effect of different methods on extraction yield of capsaicinoids from hot Chili peppers, experiments were performed using conventional and UAE methods, and extraction parameters were given as following: the ratio of solvent to mass of 10 ml/g, the extraction time of 40 min, and extraction temperature of 25 °C. Under these conditions, the extraction yields of capsaicinoids were  $2.35 \pm 0.042$  and  $3.92 \pm 0.089$  mg/g for conventional and UAE methods, respectively. Thus, UAE method is better than conventional method for capsaicinoids extraction from hot Chili peppers.

### Conclusion

In this study, detailed effects of UAE for capsaicinoids from hot Chili peppers were investigated using single factor and orthogonal array design experiments. Based on the results of single factor experiments, a preliminary quantitative range of three factors was: ratio of solvent to mass of 6 to 10 ml/g, extraction temperature of 25 to 35°C, and extraction time of 0 to 30 min.

Furthermore, a four-factor three-level orthogonal array experimental design ( $L_9(3^4)$ ) was performed to effectively optimize extraction procedure of capsaicinoids. The  $F$ -test and  $P$  value indicated that the effect order on extraction yield of capsaicinoids from high to low was ratio of solvent to mass, extraction time, and extraction temperature. And the optimal extraction conditions were obtained: ratio of solvent to mass of 10 ml/g, extraction time of 40 min, and extraction temperature of 25°C. Under these conditions, the extraction yields of capsaicinoids were  $2.35 \pm 0.042$  and  $3.92 \pm 0.089$  mg/g for conventional and UAE methods, respectively.



**Figure 5.** Range values of different factors for capsaicinoids extraction.

## ACKNOWLEDGEMENTS

This project was supported by Jiangsu Provincial Natural Science Foundation of China (No. BK2011493) and Talent Introduction Foundation of Jiangsu University of Science and Technology (No. 35290902).

## REFERENCES

- Barbero GF, Liazid A, Palma M, Barroso CG (2008). Ultrasound-assisted extraction of capsaicinoids from peppers. *Talanta* 75:1332-1337.
- Barbero GF, Palma M, Barroso CG (2006a). Determination of capsaicinoids in peppers by microwave-assisted extraction-high-performance liquid chromatography with fluorescence detection. *Anal. Chim. Acta* 578:227-233.
- Barbero GF, Palma M, Barroso CG (2006b). Pressurized liquid extraction of capsaicinoids from peppers. *J. Agric. Food Chem.* 54:3231-3236.
- Constant HL, Cordell GA, West DP (1996). Nonivamide, a constituent of *Capsicum oleoresin*. *J. Nat. Prod.* 59:425-426.
- Contreras-Padilla M, Yahia EM (1998). Changes in capsaicinoids during development, maturation and senescence of Chile peppers and relation with peroxidase activity. *J. Agric. Food Chem.* 46:2075-2079.
- Cui CW, Shi F, Li YG, Wang SY (2009). Orthogonal analysis for perovskite structure microwave dielectric ceramic thin films fabricated by the RF magnetron-sputtering method. *J. Mater. Sci. Mater. Electron.* 21:349-354.
- Deng B (1995). *Statistical Processing Method of Analytic Data*. Beijing: Tsinghua Publishing House.
- Ghambarian M, Yamini Y, Saleh A, Shariati S, Yazdanfar N (2009). Taguchi OA16 orthogonal array design for the optimization of cloud point extraction for selenium determination in environmental and biological samples by tungsten-modified tube electrothermal atomic absorption spectrometry. *Talanta* 78:970-976.
- Govindarajan VS, Sathyanarayana MN (1991). *Capsicum*-production, technology, chemistry and quality. Part V. Impact on physiology, pharmacology, nutrition, and metabolism; structure, pungency, pain, and desensitization sequences. *Crit. Rev. in Food Sci. and Nutr.* Taylor & Francis.
- Henderson DE, Slickman AM, Henderson SK (1999). Quantitative HPLC determination of the antioxidant activity of capsaicin on the formation of lipid hydroperoxides of linoleic acid: a comparative study against BHT and melatonin. *J. Agric. Food Chem.* 47:2563-2570.
- Herrera MC, Luque De Castro MD (2005). Ultrasound-assisted extraction of phenolic compounds from strawberries prior to liquid chromatographic separation and photodiode array ultraviolet detection. *J. Chromatogr. A.* 1100:1-7.
- Jones NL, Shabib S, Sherman PM (1997). Capsaicin as an inhibitor of the growth of the gastric pathogen *Helicobacter pylori*. *FEMS Microbiol. Lett.* 146:223-227.
- Kirschbaum-Titze P, Hiepler C, Mueller-Seitz E, Petz M (2002). Pungency in paprika (*Capsicum annum*). 1. Decrease of capsaicinoid content following cellular disruption. *J. Agric. Food Chem.* 50:1260-1263.
- Korel F, Bagdatlioglu N, Balaban MO, Hisil Y (2002). Ground red peppers: capsaicinoids content, scoville scores and discrimination by an electronic nose. *J. Agric. Food Chem.* 50:3257-3261.
- Kurita S, Kitagawa E, Kim CH, Momose Y, Iwahashi H (2002). Studies on the antimicrobial mechanisms of capsaicin using yeast DNA microarray. *Biosci. Biotechnol. Biochem.* 66:532-536.
- Lambropoulou DA, Konstantinou IK, Albanis TA (2006). Coupling of headspace solid phase microextraction with ultrasonic extraction for the determination of chlorinated pesticides in bird livers using gas chromatography. *Anal. Chim. Acta* 573/574:223-230.
- Long AC, Medeiros DM (2001). Evaluation of capsaicin's use in analgesic medicine. *J. Nutraceuticals Funct. Med. Foods* 3:39-46.
- Morris GC, Gibson SJ, Helme RD (1995). Capsaicin-induced flare and vasodilatation in patients with post-herpetic neuralgia. *Pain* 63:93-101.
- Oles PJ (1993). Fractional factorial design approach for optimizing analytical methods. *J. AOAC Int.* p. 76.
- Padilla M, Palma M, Barroso CG (2005). Determination of phenolics in cosmetic creams and similar emulsions. *J. Chromatogr. A* 1091:83-88.
- Palma M, Barroso CG (2002). Ultrasound-assisted extraction and determination of tartaric and malic acids from grapes and winemaking



- by-products. *Anal. Chim. Acta* 458:119-130.
- Rosa A, Deiana M, Casu V, Paccagnini S, Appendino G, Ballero M, Dessi MA (2002). Antioxidant activity of capsinoids. *J. Agric. Food Chem.* 50:7396-7401.
- Ross PJ (1988). Taguchi techniques for quality engineering: loss function, orthogonal experiments, parameter and tolerance design, New York: McGraw-Hill.
- Rostagno MA, Palma M, Barroso CG (2003). Ultrasound-assisted extraction of soy isoflavones. *J. Chromatogr. A* 1012:119-128.
- Salgado-Roman M, Botello-Alvarez E, Rico-Martinez R, Jimenez-Islas H, Cardenas-Manriquez M, Navarrete-Bolanos JL (2008). Enzymatic treatment to improve extraction of capsaicinoids and carotenoids from chili (*Capsicum annuum*) fruits. *J. Agric. Food Chem.* 56:10012-10018.
- Sancho R, Lucena C, Macho A, Calzado MA, Blanco-Molina M, Minassi A, Appendino G, Munoz E (2002). Immunosuppressive activity of capsaicinoids: capsiate derived from sweet peppers inhibits NF-kappaB activation and is a potent antiinflammatory compound *in vivo*. *Eur. J. Immunol.* 32:1753-1763.
- Sato K, Sasaki SS, Goda Y, Yamada T, Nunomura O, Ishikawa K, Maitani T (1999). Direct connection of supercritical fluid extraction and supercritical fluid chromatography as a rapid quantitative method for capsaicinoids in placentas of *Capsicum*. *J. Agric. Food Chem.* 47:4665-4668.
- Wu J, Lee HK (2005). Orthogonal array designs for the optimization of liquid-liquid-liquid microextraction of nonsteroidal anti-inflammatory drugs combined with high-performance liquid chromatography-ultraviolet detection. *J. Chromatogr. A* 1092:182-190.
- Wu X, Leung DYC (2011). Optimization of biodiesel production from camelina oil using orthogonal experiment. *Appl. Energ.* 88:3615-3624.
- Xing F, Cheng G, Yi K (2006). Study on the antimicrobial activities of the capsaicin microcapsules. *J. Appl. Polym. Sci.* 102:1318-1321.
- Yesilyurt M (2004). Determination of the optimum conditions for the boric acid extraction from colemanite ore in HNO<sub>3</sub> solutions. *Chem. Eng. Process.* 43:1189-1194.