

Review

Persistent child malnutrition in Tanzania: Risks associated with traditional complementary foods (A review)

Happiness S. Muhimbula^{1*} and Abdulsudi Issa-Zacharia^{1,2}

¹Department of Food Science and Technology, Sokoine University of Agriculture, Morogoro, Tanzania.

²Laboratory of Food Biosystems and Environment, United Graduate School of Agriculture, Kagoshima University, 1-21-24 Korimoto, Kagoshima 890-0065, Japan.

Accepted 27 September, 2010

Despite numerous nutritional interventions that have taken place in Tanzania, the Country still experiences a high rate of child malnutrition. Millions of children suffer from one or more forms of malnutrition resulting in stunting, underweight, wasting and anemia. The growth of children often declines with the introduction of complementary foods around the age of 6 months and continues to decline up to 24 months that have greater implications for health during adult-hood. Poor breastfeeding and child feeding practices augmented by very early introduction of nutritionally inadequate and contaminated complementary foods are major factors contributing to persistent child malnutrition in Tanzania. These complementary foods comprise mainly cereal-based porridges with little or no vegetables and often lacking animal proteins. The promotion of exclusive breastfeeding during the first 6 months and appropriate feeding practices has been the integral parts of the intervention processes taking place in Tanzania. Food safety education is a critical prerequisite in the child health programs and is a cost effective intervention with long term positive impacts. This paper reviews the persistent child malnutrition in Tanzania and the causative factors to highlight risks associated with use of complimentary.

Key words: Child malnutrition, complementary foods, feeding practices, microbial contamination and energy density.

INTRODUCTION

Chronic malnutrition has been and still remains a persistent problem for young children in sub-Saharan Africa (FAO, 2008). A high percentage of these children fail to reach the normal international standard height for their age often associated with stunted growth. Moreover, the number of undernourished children in sub-Saharan Africa continues to increase and the region has shown little improvement over the past decades (FAO, 2008). Tanzania is faced with the same problem and ranks as the 3rd worst affected Country in Africa with respect to malnutrition after Ethiopia and the Democratic Republic of Congo (DRC). The Country ranks 10th in its contribution to the World's chronically undernourished

children (UNICEF, 2009a). According to UNICEF (2009a), 44% of children under 5 years old suffer from stunted growth (low height-for-age) indicating chronic under nutrition, about 4% are wasted (low weight-for-height); a sign of acute under-nutrition and 22% are underweight (low weight-for-age) while an astounding 72% are anemic.

Low adherence to exclusive breastfeeding and very early or delayed introduction of complementary foods is a common occurrence among children in Tanzania. Only an estimated 41% of infants below 6 months of age are exclusively breastfed (NBS and ORC Macro, 2005). Majority of the infants are introduced to cereal-based complementary foods well before the recommended 6 months age for the introduction of 'safe and nutritionally adequate' complementary foods or in rare instances do not receive these until the second year (Onyango, 2003). In Tanzania, complementary feeding generally starts

*Corresponding author. E-mail: happabdul@yahoo.co.uk. Tel: +255757 550879. Fax: +255 232 604402.

early with 7% of children below 2 months, 32% of children between 2 to 3 months and 58% of children between 4 to 5 months (NBS and ORC Macro, 2005). Similarly, about 9% of the children do not receive complementary foods at the critical age of 6 to 9 months. According to a 2004/2005 Tanzania demographic and health survey (TDHS), a number of children below 2 years (24 months) of age do not appropriately receive complementary food, further increasing risks of malnutrition.

Although, the causes of malnutrition have been highlighted by different stakeholders such as United Nations Children Education Fund (UNICEF), the relationship between persistent malnutrition and poor breastfeeding practices, timing of complementary food introduction, low-nutrient dense complementary foods and their safety still remains under reviewed. The present review critically explores factors contributing to malnutrition in Tanzania including poor breastfeeding practices and timing of introduction of complementary foods, their low nutrient density and high level of microbial contamination as a major factor to the persistent child malnutrition in Tanzania.

THE KEY CONTRIBUTING FACTORS TO THE PERSISTENT CHILD MALNUTRITION IN TANZANIA

Poor breast feeding practices

Adequate nutrition during infancy and early childhood is fundamental to the development of each child's full human potential. Rapid growth of infants during the first year of life and specifically the first 6 postnatal months requires an adequate supply of nutrients to cope with the rapid development of body muscles and other tissues (Domellof et al., 2002). The first two year postnatal period is a "critical window" for the promotion of optimal growth, health and behavioural development. Longitudinal studies have consistently shown that this is the peak age for growth faltering, deficiencies of certain micronutrients and common childhood illnesses such as diarrhea which augment the problem of malnutrition in children (Neumann and Harrison, 1994; Ibrahim et al., 1998; Shrimpton et al., 2001). After the age of 2, earlier stunting is often irreversible (Martorell et al., 1994). Poor breastfeeding and complementary feeding practices, coupled with high rates of infectious diseases, have been reported as the principal proximate causes of malnutrition during the first two year postnatal period.

The world health organization (WHO) recommends that infants should be exclusively breastfed for the first 6 months of life to achieve optimal growth, development and health. Thereafter, to meet their evolving nutritional requirements, infants should receive nutritionally adequate and safe complementary foods with breastfeeding continuing for up to two years of age and beyond

(WHO/UNICEF, 2003). Exclusive breast feeding is associated with multiple advantages including child's acquisition of passive immunity against infection, nutrients for physical and mental development, emotional security and closeness to the mother. Breastfeeding drastically reduces deaths from acute respiratory infections and diarrhea which are the two major causes of infant mortality worldwide and in addition to protection from other infectious diseases. Despite these advantages, only 39% of all infants aged 0 to 5 months in the developing world are exclusively breastfed while < 60% of those aged 6 to 9 months continues to be breastfed while receiving complementary foods (UNICEF, 2009b). According to UNICEF (2009b), during 2000 to 2007, the percentage of infants aged 0 to 5 months exclusively breastfed in Sub-Saharan Africa was only 31%. Such a scenario is typical in Tanzania where exclusive breastfeeding during the first 6 months is rarely practiced. The 2004/2005 TDHS shows that only 41% of infants below 6 months of age are exclusively breastfed. Among children under 6 months, younger children are more likely to be exclusively breastfed. For example 70% of infants < 2 months of age received breast milk only compared to 14% of infants aged 4 to 5 months (NBS and ORC Macro, 2005).

Moreover, the exclusive breastfeeding has previously been reported as rare in South Western Tanzania (Poggensee et al., 2004). In Igunga and Mbulu districts exclusive breastfeeding was only practiced for the first two and four postnatal months respectively (Sellen, 1998; Agnasson et al., 2001). In addition to low adherence to exclusive breast feeding, many infants begin to receive cereal-based complementary foods well before the 6-months (Onyango, 2003), the situation that is very common in Tanzania as evident in Table 1 and reported by Hussein (2005). Low adherence to exclusive breast feeding for the first 6 month and risk of diarrhea disease from contaminated complementary foods given to infants well before 6 months of age is believed to contribute to malnutrition observed in infants at this age (< 6months). For instance, 2004/2005 TDHS reports that about 8% of infants below 6 month of age are stunted while about 2.4% are under weight (Table 3) indicating that indubitably malnutrition exists at this age.

TIMING OF INTRODUCTION OF COMPLEMENTARY FOODS

Complementary feeding is the process of introducing other foods and liquids into the child's diet when breast milk alone is no longer sufficient to meet nutritional requirements and therefore other foods and liquids are needed, along with breast milk. The target age range for complementary feeding is generally 6 to 24 months of age although breastfeeding may continue well beyond the second year. Timely introduction of appropriate

Table 1. Exclusive breast feeding and early introduction of complementary foods in Tanzania by age groups for the years 1992, 1996, 1999 and 2005.

Practice	Year	Age in months					
		0-1	2-3	4-5	6-7	8-9	10-11
Not breast feeding (%)	1992	0.8	0.8	0	2.5	0.2	0.8
	1996	0.6	1.3	2.7	0.7	2.3	3.6
	1999	1.1	3	3	1.9	3.6	4.9
	2005	2.4	0.3	3.8	2	1.9	3.7
Exclusive breast feeding (%)	1992	42.5	23.5	7.6	5.6	1.4	0
	1996	55.2	27.5	8	4.1	1.7	2
	1999	57.8	25.4	15.5	1.5	2.9	0
	2005	70	42.4	13.5	1.7	0.9	0.4
Complementary feeding (%)	1992	21.6	47	76.6	84.1	94.3	96.6
	1996	19.9	50.2	77	91.3	85.1	93.8
	1999	18.5	47.6	70.3	91	89	90.1
	2005	7.2	32.1	57.9	88.5	93.3	94.3

Source: TDHS, 1992, 1996, 1999, 2005.

complementary foods promotes good nutritional status and growth in infants and young children (Michaelsen et al., 2000). Too early or too late introduction of complementary foods is not appropriate feeding practice as it carries many risks which contributes to persistent child malnutrition. Unfortunately, both too early introduction of complementary foods (< 6month) and delayed introduction have been reported in Sub-Saharan Africa (Onyango, 2003) and Tanzania in particular (Hussein, 2005; NBS and ORC Macro, 2005).

Although, the introduction of complementary foods in Tanzania has improved as shown by available statistics from 1992 through 2005 (Table 1), however, there are still numerous cases of too early complementary feeding practices in Tanzania. The variations in trends of feeding practices by age (months) in Tanzania are shown Tables 1 and 2. According to TDHS 2004/2005, complementary feeding generally starts at an early age and is recorded in 7% of children under the age of 2 months, 32% of children aged 2 to 3 months and 58% of children aged 4 to 5 months (Table 1) (NBS and ORC Macro, 2005). Previous studies have also shown that complementary foods are usually introduced at an early age in Tanzania (Mabilia, 2003; Sellen, 1998; Serventi et al., 1994). The age at which complementary foods are introduced depends on many factors including social and economic issues, geographical locality and ethnicity. For instance, among nomadic tribes such as the Wadatoga of Mbulu district, animal milk and milk products are commonly introduced before the age of two months while grain based solids are introduced at the age of nine months (Sellen, 1998). In the neighbouring Dodoma, the introduction of complementary foods was reported to start

at three to four months of age (Mabilia, 1996; 2003).

Furthermore in Morogoro, mothers from medium and high-income groups introduced complementary foods to children at an early age compared to those in lower income groups that is, 1 to 2 months in the medium and 5 to 6 months in the high-income group (Shirima et al., 2001). Similar complementary feeding practices and timings have been reported (Hotz and Gibson, 2001; Onyango et al., 1998, 2002) with some evidence that introducing cereal gruel before the age 4 months poses potential risks to the infant that may trigger early malnutrition (Getaneh et al., 1998; Onyango et al., 1998). This is because too early introduction of complementary foods is reported to stress the immature gut, kidneys and immune system, increased allergies and morbidity due to diarrhea (Mila, 1986; Kelly et al., 1989; Fergusson et al., 1990; Wilson et al., 1998). Further, the early introduction of complementary foods pre-disposes the infants to reduced protective benefits of the breast milk. Moreover, risks of microbial contamination as a result of poor hygiene that results to gastrointestinal infections are higher with complementary foods (Trowbridge, 2002).

In addition, the micronutrients in complementary foods are not absorbed as well as those in breast milk (Trowbridge, 2002) thus increasing the chances of slow growth pattern among infants. Similarly, a cohort study of infants in Vietnam found that the early introduction of complementary foods resulted in the slow down of growth (Hop et al., 2000). A downward trend in mean weight of age (WA) was also observed from approximately the age of 3 months, following the initiation of complementary feeding since the fluids and solids introduced to infants early tend to be of lower nutritional quality than the breast

Table 2. Percentage by age group of children not received the complementary food in Tanzania.

	Year	Age in months										
		6-7	8-9	10-11	12-13	14-15	16-17	18-19	20-21	22-23	6-9*	
Complementary feeding (%)	1992	84.1	94.3	96.6	90.7	90.1	84.2	75.5	65.9	45.5	89.2	
	1996	91.3	95.1	93.8	95.3	90.8	87.5	80.4	60.6	45.6	93.2	
	1999	91	89	90.1	88.6	84.8	85	80.8	62.2	35.9	90	
Not complementary feeding (%)	1992	15.9	5.7	3.4	9.3	9.9	15.8	24.5	34.1	54.5	10.8	
	1996	8.7	4.9	6.2	4.7	9.2	12.5	19.6	39.4	54.4	68	
	1999	9	11	9.9	11.4	15.2	15	19.2	37.8	64.1	10	
Complemented feeding (%)	2005	6-7	8-9	10-11	12-15	16-19	20-23					6-9*
		88.5	93.3	94.5	89	82	54.9					90.9
Not Complemented feeding (%)		11.5	6.7	5.7	11	18	45.1					9.1

*Timely age group of complementary food introduction as recommended by WHO, 2001. Source: TDHS 1992, 1996, 1999, 2005.

Table 3. Nutrition status of children in Tanzania by age group.

Background characteristics	Height -for-age (stunting)			Weight -for-height			Weight -for age		
	Percentage below -3 SD	Percentage below -2 SD 1	Mean Z-score (SD)	Percentage below -3 SD	Percentage below -2 SD 1	Mean Z-score (SD)	Percentage below -3 SD	Percentage below -2 SD 1	Mean Z-score (SD)
Age in months									
<6	1.4	8.0	(0.5)	0.0	1.2	0.7	0.2	2.4	0.2
6-9	3.9	18.9	(1.1)	0.4	2.3	0.1	2.1	14.8	(0.8)
10-11	7.1	33.5	(1.4)	0.3	3.5	(0.2)	5.7	29.5	(1.3)
12-23	15.4	45.2	(1.8)	0.9	6.3	(0.4)	6.0	29.0	(1.4)
24-35	13.8	39.2	(1.7)	0.1	3.1	(0.3)	3.8	24.5	(1.3)
36-47	16.4	45.2	(1.8)	0.2	1.4	(0.2)	3.6	22.1	(1.3)
48-59	15.6	43.3	(1.8)	0.4	1.9	(0.2)	3.2	21.5	(1.3)
Total	12.8	37.7	(1.6)	0.4	3.0	(0.1)	3.7	21.8	(1.1)

Source: TDHS, 2004/2005.

milk they displace (Hop et al., 2000). Moreover, it is possible that micronutrient-chelating agents in the complementary foods reduce the bioavailability of iron and zinc in breast milk (Gibson et al., 1998) and thus indirectly contribute to growth retardation. Studies show that iron absorption from breast milk in the proximal small-bowels in infants is depressed in the presence of other foods (Schmitz and McNeish, 1987). Therefore, the early use of complementary foods may increase the risk of iron depletion and anemia.

Cases of delayed introduction of complementary foods in children have also been reported in Tanzania (Hussein, 2005; NBS and ORC Macro, 2005). WHO/UNICEF (2000) recommends introducing complementary food after 6 months. At this age the mother's breast milk may not provide adequate calories and nutrients for the child's growth because this period is associated not only with increasing and changing nutrient requirements, but also with rapid growth, physiological maturation and development of the infant. Diversified diets are therefore required to supply the full range and

quantities of nutrients required to support rapid growth at 6 months of age onwards. Delayed introduction of complementary food predisposes the child to increased risks of growth faltering, decreased immune protection, diarrheal disease, malnutrition (Dewey et al., 1995; Whitehead et al., 1986) and feeding problems (Paine and Spegiorn, 1983; Northston et al., 2000). Although, WHO standard recommends that all children aged 6 to 9 months should receive complementary foods, many children continue to experience delayed introduction of complementary foods. During the 1990 to 2005 period, Tanzania demographic and health survey data showed that only 89, 93, 90 and 91% of children in this age group received complementary foods during 1992, 1996, 1999 and 2005 respectively (Table 2). Although, the 2005 data shows an improvement when compared to previous years, it is clear that only 9% of children are adhering to WHO complementary feeding guidelines. Moreover, according to TDHS, a number of children < 2 years of age are not appropriately complemented. About 5.7, 11, 18 and 45.1% of children in the age group of 10 to 11, 12

to 15, 16 to 19 and 20 to 23 months, respectively, were not provided with complementary foods. According to TDHS data, many children also recorded neither exclusively breastfeeding nor received complementary foods. Such children are mainly dependent on the common family pot which is often filled with low energy density foods that fails to meet the energy and nutrients requirement of children below 2 years.

Delayed introduction of complementary foods to infants is also associated with local acceptance of the complementary foods because the infants become accustomed to only sucking from the breast or feeding bottle over a longer time. The infant also have difficulties feeding independently and thus end up taking inadequate amounts and/or varieties of much needed food to meet their nutritional needs (FNS, 2008). Consequently, it is no wonder that majority of these children are affected by stunting during their early growth, reflecting on inadequate nutrition over a prolonged period. These scenarios are frequent in populations under poor overall economic conditions which are characterized by chronic and/or repeated infections and consistently inadequate nutritional standards. According to TDHS 2004/2005, stunting, wasting and under weight are still prevalent in Tanzania where 38% of children are stunted with 13% being severely stunted (Table 3). The stunting has been reported in children as young as 6 months at 8% prevalence and increases with the age during the first year. After the first 6 months, deterioration of nutritional status is evident with up to 45% of the children stunted children at 12 to 23 months and at 36 to 47 months (Table 3). Kulwa et al. (2006) in a cross-sectional study in the urban area of the capital city Dar es Salaam also reported stunting, underweight and wasting of 43, 22 and 3% among children aged 6 to 24 months, respectively. Therefore, persistent chronic malnutrition in children is very evident in Tanzania children as supported by TDHS 2004/2005 and UNICEF (2009a) data and appears to be closely linked to the late introduction of complementary foods.

NUTRITIONALLY POOR COMPLEMENTARY FOODS

Poor nutritional quality and inadequate quantity of complementary foods is reported to have negative impacts on the child: they affect growth (Dewey et al., 1992; Umata et al., 2000; Rivera et al., 2003), hamper mental development (Berkman et al., 2002; Hamadani et al., 2001) and increase infant morbidity (Brown et al., 1989; Bhandari et al., 2002; Kalanda et al., 2006) and mortality (Edmond et al., 2006). Guidelines for good complementary feeding practices and optimal nutrition for infants and young children was published by WHO and outlines the hard consequences of poor complementary foods (Dewey, 2003).

Studies have shown that majority of the children in Tanzania are born with weights well above the

recommended level of 2.5 kg and start their life in sound health (Moshia et al., 1998). Growth, however, starts to falter during and/or after introduction of complementary foods, time during which protein, energy and micronutrient deficiencies also become a serious problem as most of these complementary foods consumed do not supply adequate amounts of these nutrients. In most developing countries, complementary foods are mostly porridges based on local staple foods including cereals and root crops. Moreover, the high cost and inaccessibility of commercially formulated complementary foods puts them out of reach to low-income households characterizing the populations in these countries. Similarly, Tanzania is dependent on cereal and non-cereal based traditional weaning foods from maize, sorghum, millet, rice, cassava, potatoes, yams and plantains (Moshia et al., 2000; Mamiro et al., 2005). While assessing complementary feeding patterns among children aged 3 to 23 months in Kilosa district of Morogoro region, Mamiro et al. (2005) reported plain maize porridge, finger millet, rice and peanut composite flour porridge, beans and sardines as the main complementary foods given to children in the district.

Nutritional problems associated with the use of starch staples in weaning foods are widely reported (Moshia et al., 2000). Traditional infant foods made of cereals or tubers are known for their high bulkiness and concentrations of fiber and inhibitors which reduce their nutritional benefits (Michaelsen and Friis, 1998; Urga and Narasimha, 1998; Hurrell, 2003; Mbithi et al., 2002). Bulkiness, often associated with gelatinization of the starch during boiling is a key problem in cereal-based complementary foods (Bennet et al., 1999). To obtain a reasonable viscosity, it is therefore necessary to add large amounts of water during preparation. The energy density of such porridges is typically below 2 kJ/g (0.5 kcal/g) (Michaelsen and Friis, 1998). The energy requirement of a 12-month-old infant weighing 10 kg is about 4000 kJ/day (950 kcal/day). Therefore, assuming that the infant is fed only on this porridge, 2000 to 4000 g would be required to meet its daily energy requirements. These amounts are equal 200 to 400 mL/kg or 20 to 40% of the body weight. It has been shown that a malnourished infant during nutritional rehabilitation can eat as much as 220 mL/kg body weight, if the frequency of feeding on the palatability of the porridge and the enthusiasm of the caregiver is optimal (Sanchez-Grin'an et al., 1992). The situation in the developing world is far from this ideal setting and intakes above 220 mL/kg may not be achieved. Consequently, infants fed on these low energy-density porridges cannot meet their daily energy needs.

Apart from their bulkiness reported as a probable factor in the aetiology of malnutrition (Ljungqvist et al., 1981), cereal-based gruels are nutritionally poor further increasing incidences of protein-energy malnutrition which is a major cause of infant mortality in developing countries. The low nutrient density including protein and fat

and bioavailability of various nutrients such as vitamin A, iron, Ca and Zinc presents additional problems associated with typical cereal-based porridges. Studies have shown that growth faltering in children often coincides with introduction of low-nutrient-density weaning foods, improper feeding practices and gastrointestinal infections (WHO/UNICEF, 2001).

Similarly, majority of locally formulated complementary foods, as well as some commercial complementary foods used in Tanzania does not meet the quality attributes especially in terms of energy and micronutrient density as laid out in Tanzania standard (TZS 180:1983) for processed cereal-based weaning foods (TBS, 1983) and Codex Alimentarius standards for cereal/milk based weaning/follow-up foods (FAO/WHO, 1994). While some efforts directed at the improvement of protein and energy densities of these foods have shown considerable success (Mamiro et al., 2004), little has been done to improve the micronutrient concentrations of these foods. Several cereal and roots based complementary foods including maize, cassava, millet, sorghum, millet-sardine-peanut composite gruels and plantain pap, were assessed by Mosha et al. (2000) for their nutrient density. The study found out that most of the home-made and commercial complementary foods assessed were low in fat, iron, calcium, zinc and Phosphorus but high in crude fiber, carbohydrate and magnesium. Calcium, iron and zinc were the most common deficient micronutrients in the home made weaning foods. The energy densities in maize, cassava, millet, sorghum gruels and in the plantain pap were also lower than the minimum level specified in the Codex Alimentarius standards (483.9 kcal/100 g dry weight). Commercial milk-cereal blends, wheat-based and rice-based also had significantly lower energy densities than the recommended level as specified in the TBS and Codex Alimentarius standards. Similar low energy density in home-made complimentary foods was reported by Mosha and Vincent (2004) with different maize/sorghum based foods supplemented with bean flour, sardines and peanut paste. All assessed complimentary foods in their study had maximum energy density of 404 Kcal/100 g dry matter which is lower than the minimum level specified in the Codex Alimentarius standards. Similarly, nutritive values of corn-based (corn: kidney bean: pumpkin) and kocho-based (kocho: kidney bean: pumpkin) complementary foods were assessed by Abebe et al. (2006) in southern Ethiopia in which energy densities of corn-based and kocho-based porridges were 0.48 and 0.46 kcal/g as served, respectively. Such low density complementary foods would require three to four servings per day to meet the energy need from complementary foods for 6 to 8 months old breast-fed infants with average breast milk intake as recommended by WHO and outlined by Dewey and Brown (2003). The updated guidelines for feeding of 6 to 8 months old infants with average breast milk intakes suggests 202 kcal per day should come from complementary foods (Dewey and Brown, 2003). To provide 202 kcal per day,

more than 420 g per day of the legume-supplemented complementary porridges (as served) would be required which is way above the bowel capacities of 6 to 8 months old infants.

The amount of protein and other nutrients that should be provided by complementary foods is dependent on the level of breast feeding (WHO/UNICEF, 1998; Dewey and Brown, 2003). Inadequate protein intake leads to child malnutrition. Low protein concentrations in home-made complementary foods (maize and cassava-based gruels) were reported by Mosha et al. (2000). This was lower than the minimum amount (15.20 g/100 g dry weight) specified in the Tanzania standard for processed cereal-based weaning foods (TBS, 1983) suggesting that children fed the home made cereal-based weaning foods would have poor growth performance. Similar non-adherence pattern in protein densities were reported in corn-based and kocho-based complementary foods (Abebe et al., 2006). The protein density of 14.7 and 14.9% were respectively reported for corn-based and kocho-based and were higher than recommended protein density (Reeds and Garlick, 2003). For instance, a 6 to 8 months old child weighing 6.4 kg with average breast milk intake needs to obtain approximately 4.2 g of protein from cereal-based complementary foods (WHO/UNICEF, 1998). Therefore, on a dry-weight basis, 30 g of the corn-based or kocho-based would meet this requirement, but 47 g of corn or 286 g of kocho would be needed. As the porridges are served, approximately 240 g of the corn-based or kocho-based would be required and might feasibly be fed (Abebe et al., 2006). However, more than 2 kg of traditional kocho porridge (un-supplemented, only 1.5% protein) required to meet the protein needs would provide more than 1100 kcal and be an impossible volume for a 6 to 8 months old infant to consume, illustrating why feeding young children tuber-based complementary foods contributes to severe malnutrition.

Micronutrients needs per unit body weight of infants and young children are very high. Breast milk can make a substantial contribution; however, breast milk is relatively low in several minerals such as iron and zinc, even after accounting for bioavailability (WHO, 2001). For example, at 9 to 11 months of age, the proportion of the Recommended Nutrient Intake (RNI) that needs to be supplied by complementary foods is 97% for iron, 86% for zinc, 81% for phosphorus, 7% for magnesium, 73% for sodium and 72% for calcium (Dewey, 2001). Given the relatively small amount of complementary foods consumed at 6 to 24 months of age, their nutrient density needs to be very high to meet this recommendation. However, most of the assessed gruels consumed in Tanzania contain concentrations of iron (Fe) lower than the 10.87 mg/100 g minimum recommended level (Mosha et al., 2000). Consequently, unless other food rich in iron are included in the formulations, infants and young children are at risk of anemia, growth failure and delay in psychomotor development (Mosha et al., 2000). Iron in the cereal based complementary foods is present in

inorganic non-heme form, thus severely impairing the absorption of iron and zinc due to the high content of phytate, fibers and polyphenols in unrefined cereals. Furthermore, the content of compounds enhancing absorption of non-heme iron such as organic acids and vitamin C is low (Michaelsen and Friss, 1998). Mamiro et al. (2004) in a study done in Kilosa district in Morogoro region reported low iron and high phytate content in locally processed complementary foods. Maize and millet-sardine-peanut composite gruels and the plantain pap have significantly lower zinc (Zn) concentrations (Mosha et al., 2000) than the standard minimum levels stated in TBS and Codex Alimentarius standards. Consequently, unless other zinc-rich foods are provided, many of the infants fed these foods would be at risk of impaired growth and development. Symptoms such as growth retardation, mental underdevelopment (apathy), skin diseases, persistent diarrhea, anemia, blindness, goiter, cretinism, infections and sometimes death, prevalent among infants and young children in Tanzania, could be directly or indirectly associated with micronutrient deficiencies (Mosha et al., 2000) reported in complementary foods. This in turn propagates malnutrition, a persistent problem in Tanzania.

MICROBIAL CONTAMINATION OF THE TRADITIONAL COMPLEMENTARY FOODS

Overview

Beyond the age of 6 months, breast milk alone is no longer sufficient to meet the nutritional demands of the growing infant calling for introduction of complementary foods. However, introduction of complementary foods that are often nutritionally inadequate and microbiologically unsafe increasing the risks of multiple nutrient deficiencies (Kimmons et al., 2005; Dewey and Brown, 2003; Hotz and Gibson, 2001) and gastrointestinal illnesses associated with food-borne pathogens (Motarjemi et al., 1993; Sheth and Dwivedi, 2006; Lanata, 2003; Mosha et al., 2000). In many developing countries including Tanzania, complementary foods formulated from local grains/cereals are dominant. From 10 months onwards, complementary foods made from local tubers and green vegetables are incorporated, though to a small extent.

COMPLEMENTARY FOODS AND SOURCES OF CONTAMINATION

Infants and young children are very susceptible to food borne diseases and if they consume contaminated foods, they are likely to contract infections or intoxications leading to illness and often death. Numerous studies in developing countries have shown that weaning foods prepared under unhygienic conditions are heavily

contaminated with pathogenic agents and are a major risk factor in the transmission of diseases, especially diarrhea. It is generally recognized that contamination of complementary foods may occur as a result of poor hygiene of food handlers, household equipments and the environment where the preparation of food takes place (Sheth et al., 2000). Other possible sources of contamination of complementary foods are shown in Figure 1. Raw foods themselves are frequently the source of contaminants, since some foodstuffs may naturally harbour pathogenic agents or have been obtained from infected animals and if they are not properly processed, would pose great risk to the infants. Water used for the preparation of food itself is a source of pathogenic agents and in almost all regions of Tanzania, water is often contaminated. For example, an assessment of the microbiological quality of water used for reconstitution of complementary foods in Zanzibar indicated that the water was highly contaminated with pathogens (Kung'u et al., 2009) and failed to meet the guidelines of the World Health Organization for quality of drinking-water (WHO, 1997). Improper storage and handling of cooked food is equally responsible for food-borne illnesses, as during storage especially at ambient temperature (28 to 35°C) there is the risks of multiplication of pathogenic organisms. Under favourable conditions, a single bacterium can multiply to 500 million bacteria in 10 h. Considering that the minimum infective dose of pathogens varies from a few (10 or less) to as many as 10⁴ or 10⁶, the survival of even a small number of pathogens in freshly prepared food can become health threatening, particularly if the food is stored at ambient temperature for several hours or overnight, as is often the case.

Various pathogens have been identified as causing diarrhea diseases and most of these pathogens have been isolated from complementary foods commonly consumed in developing countries. These include bacteria such as *Escherichia coli*, *Shigella* spp., *Salmonella* spp., *Vibrio cholera*, *Campylobacter jejuni* (Black et al., 1989; Gomes, 1991), *Bacillus cereus*, *Staphylococcus aureus* and *Clostridium perfringens*. Infections due to pathogenic *E. coli* are the commonest illnesses in developing countries and produce up to 25% of all diarrhoeal episodes (Motarjem et al., 1993) and *E. coli* transmission has been substantially associated with complementary foods. The severity of different pathogens associated with complementary foods in developing countries is shown in Table 4. From the data, it is evident that most of complementary foods consumed in many developing countries including Tanzania are highly contaminated with pathogens exceeding the minimum acceptable limits. Although, studies on microbial contamination of complementary foods commonly used in Tanzania are limited to strictly quantifying the level of contamination, available information shows that thousands of children under the age of 5 years still suffer

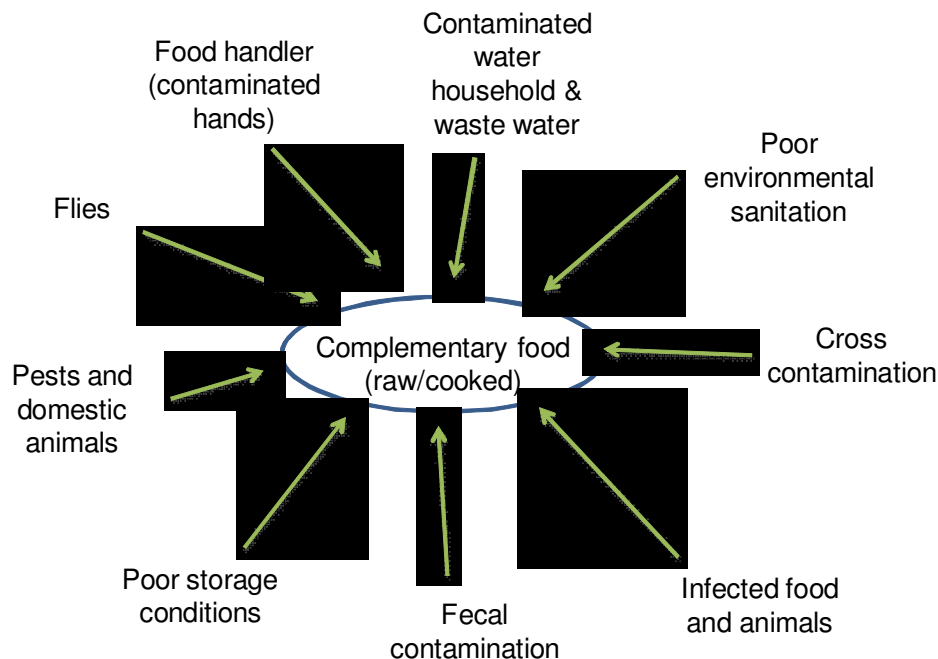


Figure 1. Sources of contamination for complimentary foods. Source: Authors.

from frequent episodes of diarrhea. It is therefore evident that contaminated complimented foods partly account for diarrhea and consequent impair nutritional status of infants and children. A study done by Kung'u et al. (2009) in Zanzibar, Tanzania showed a high level of bacterial contamination (aerobic bacteria, coliform and Enterobacteriaceae) among formulated weaning food samples as well as the benchmark traditionally produced weaning foods commonly used in Zanzibar. Results showed that the percentage of complementary foods and water samples with aerobic bacteria, coliform and Enterobacteriaceae exceeded the criteria for assessing the bacterial quality of ready-to-eat foods and was highest for soy rice porridge 4 h after preparation, with 92.5, 92.5 and 98.1%, respectively.

Also about half of assessed cereal mix (*lishe bora*) samples (49.1% aerobic bacterial contamination, 52.8% coliform contamination, 58.5% Enterobacteriaceae contamination) exceeded the cut-offs after a four-hour period in the households (Kung'u's et al., 2009). High bacterial numbers in infant porridges held for four hours after preparation as compared to freshly prepared ones suggest possible household contamination during this time period or the presence of spores or other bacteria capable of reproducing in hydrated flours. Previous studies on the microbial quality of complementary foods in other developing countries have also reported the presence of food-borne pathogens in commercial infant complementary foods (Estuningsih et al., 2006; Forsythe, 2005; Becker et al., 1994), in home-prepared complementary foods and water used for reconstitution (Iroegbu et al., 2000; Potgieter et al., 2005; Morais et al., 2005).

COMPLEMENTARY FOOD ASSOCIATED WITH DIARRHEA AND CHILD MALNUTRITION

Contaminated complementary foods have been linked to the occurrence of diarrheal diseases. Millions of children in the world die each year from diarrheal diseases and more suffer from persistent diarrhea leading to impairment of nutritional status. Global mortality among children under the age of 5 years is estimated at 9.7 to 10.6 million deaths each year with 18% or 1.9 million per year (over 5000 deaths daily) attributable to diarrhea. Moreover, an estimated 53% of these diarrheal cases (5.6 million) are associated with malnutrition (Bryce et al., 2005; UNICEF, 2008; Dahl and Yamada, 2008; Yamada, 2008). It is estimated that maternal and childhood under nutrition is the underlying cause of 3.5 million deaths and 35% of the disease burden in children under 5 years of age (Black et al., 2008). Contaminated complementary foods have been linked to the occurrence of diarrheal diseases. Many studies report that the incidence of diarrhea diseases is especially high after weaning is initiated (Sheth and Dwivedi, 2006) further signaling that contaminated complementary foods introduced are often contaminated with diarrhea causing pathogens. Diarrhea has been reported to have serious effects on nutritional status (Motarjemi et al., 1993). The association between diarrhea diseases and malnutrition has been the subject of discussion and despite a complex inter-relationship, it is generally accepted that diarrhea has a serious effect on child's growth. Guerrant et al. (2008) reported the mechanisms of enteric infectious disease on malnutrition and its long-term effects on child development. While

Table 4. Different pathogens associated with complementary foods commonly consumed in developing countries.

Study place	Type of food	Pathogens isolated	Contaminated sample/ contamination level	References
Bangladeshi	Weaning milk	<i>E. coli</i>	41% of all tested complementary food samples were contaminated.	Black et al. (1981, 1982)
Bangladeshi	Milk and rice	Fecal colform	Highest level of coliform were detected in samples	Henry et al. (1990)
Gambia	Traditional complementary foods	Pathogens (unspecified)	96% of all tested samples were contaminated with pathogen	Barrel and Rowland (1979)
Myanmar	Traditional complementary foods	<i>E. coli</i> <i>V. cholerae</i> <i>Salmonella spp.</i>	65% of samples were positive to <i>E. coli</i> , 3.6% positive to <i>V. cholerae</i>	Khin New et al. (1989)
Peru	Milk and cereals purees	<i>Salmonella spp</i> <i>Aeromonas</i> <i>Hyrophilla</i> <i>V. cholerae</i> <i>E. coli</i>	Contamination level was compared to family food, it was higher to weaning foods than family foods	Black et al. (1989)
Dominican Republic	Local made weaning foods (dried rice and milk)	<i>Fecal colform</i> <i>B. cereus</i> <i>S. aureus</i>	High level of contamination was found	Michanie et al. (1987, 1988)
Guatemala	Complementary foods	<i>B. cereus</i> <i>Staphylococci</i> <i>E. coli</i>	Heavy contamination was found	Caparalli and Mata (1975)
Elsalvador	Weaning foods	<i>E. coli</i>	18% of total food were contaminated	Sound and Rivera (1992)
Cairo	Home made weaning foods	<i>E. coli</i> <i>B. cereus</i>	43.7% of samples were contaminated by <i>E. coli</i> and 21.4% by <i>B. cereus</i>	Zainab et al. (1998)
Nigeria	Cooked ogi (femented cereal weaning food)	<i>Fecal colform</i>	31.3% of the tested samples were contaminated with <i>E. coli</i>	Odugbemi et al. (1992)
Chadigath	Traditional home made weaning foods	<i>E. coli</i>	56% of the samples were contaminated with <i>E. coli</i>	Ghulian and Kauli (1995)
India	Rice, dai (pulses), banana	Aerobic mesophilic count (AMC) Yeast and mould (YM) <i>Staphylococcus aureus</i> (SA) <i>Bacillus cereus</i> (BC)	Raw rice was contaminated with AMC: 4logCFU/g Y&M: 3logCFU/g SA: 3logCFU/ g BC: 7logCFU/ g	Sheth et al. (2000)
Zanzibar-Tanzania	Lishe boral (LB) Soy rice porridge (SRP) Traditional weaning food (TF)	Aerobic bacteria Total coliform <i>Enterobacteriaceae</i>	Aerobic bacteria: 2.24-3.84 log CFU/g:LB 4.36-4.63 CFU/g:SRP 4.58 log CFU/g:TF <i>Coliform</i> : 1.71-2.4 log CFU/g:LB 2.8-3.6 log CFU/g:SRP 2.4 log CFU/g:TF <i>Enterobacteriaceae</i> : 1.72-2.5 log CFU/g:LB 3.1-3.9 log CFU/g:SRP 2.6 log CFU/g:TF	Kungu et al. (2009)
Zimbabwe	Maize porridge, fresh milk, beans, sour milk etc.	<i>E. coli</i>	60% of the samples were contaminated with <i>E. coli</i> of these 13.8% had enteropathogenic <i>E. coli</i> (EPEC)	Nyatoti et al. (1997)
South Africa	Vhuswa-traditional maize based weaning foods	<i>E. coli</i> , <i>Campylobacter jejui</i> , <i>Salmonella Shigelle</i>	70, 5, 5 and 2% of the Vhuswa samples were contaminated with <i>E. coli</i> , <i>Salmonella Shigelle</i> and <i>C. jejui</i> respectively	Potgieter et al. (2005)

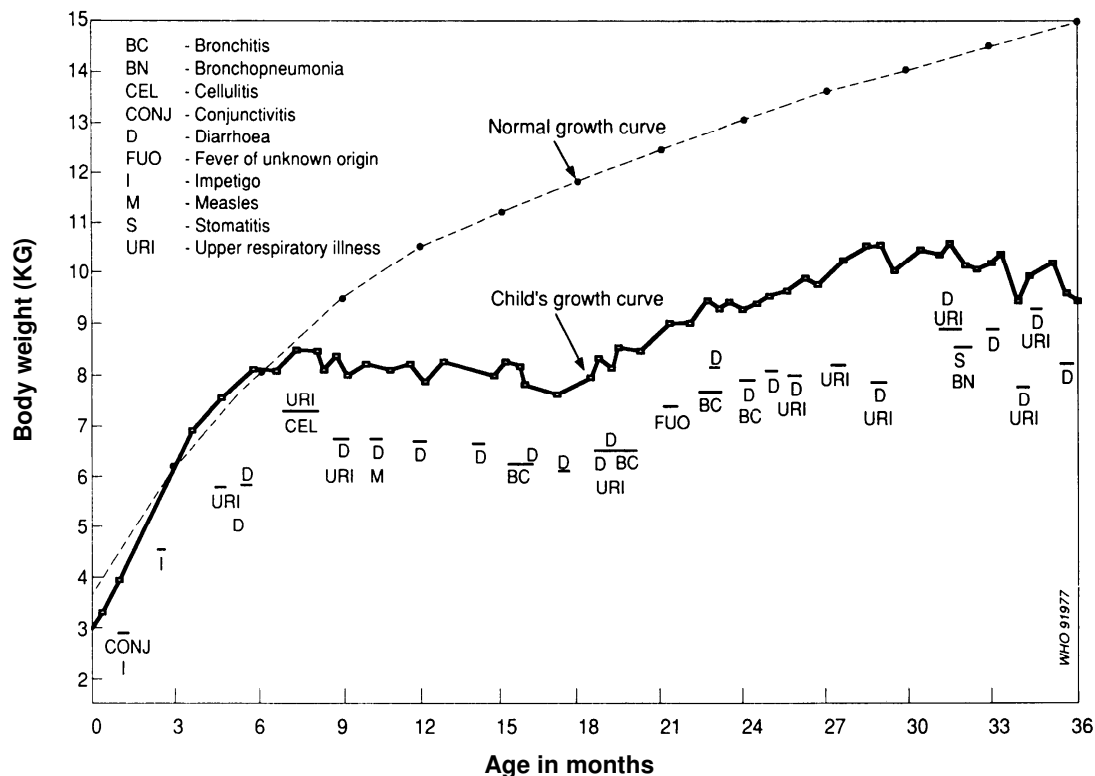


Figure 2. Effect of repeated episodes of diarrhea on growth of children (0-36 months) following introduction of complementary foods. Source: Motarjemi et al., 1993.

diarrheal illnesses and even enteric infections without obvious diarrhea, predispose children to malnutrition and growth shortfalls, malnutrition additionally predisposes to both increased incidence and duration of diarrhea. Repeated diarrheal episodes have shown serious effect on growth as portrayed in the affected childhood growth curves as a result of diarrhea and other infectious disease (Figure 2). It can be clearly seen that, the dwindling of growth starts at around 6 months of age corresponding to the age of introduction of complementary foods. Studies have also been carried out on the effect of infections and dietary intakes on children; for example, Martorell et al. (1994) reported a greater reduction in dietary intake during diarrheal illnesses than during respiratory illnesses and indicated that of all the common childhood illnesses, only diarrheal diseases have a significant negative effect on growth.

Diarrhea and other infectious disease can lead to a reduction in food intake owing to anorexia. A poor food intake, aggravated by loss of nutrients from diarrhea, leads to nutritional deficiencies with serious consequences for the growth and immune system of the infants and children. Guerrant et al. (2008) suggested that a substantial proportion of global malnutrition is due to impaired intestinal absorptive function resulting from multiple and repeated enteric infections. These include recurrent acute and persistent infections even in cases

without obvious liquid diarrhea. Furthermore, impaired innate and adaptive host immune responses and disrupted intestinal barrier function due to malnutrition and diarrheal illnesses render weaning children susceptible to repeated bouts of enteric infections. Such repetitive diarrheal diseases may lead to intestinal injuries and consequently, nutrient malabsorption especially during the critical 2-years postnatal period. Therefore, infants with suppressed resistance are exposed to opportunistic diseases including respiratory infections and are subsequently caught in a vicious cycle of malnutrition and diarrhea (Figure 3) that may lead to death.

Diarrheal illnesses predispose children to malnutrition and growth shortfall in return malnutrition additionally predisposes to both increased incidence and duration of diarrhea. The vicious cycle of diarrhea and malnutrition can be broken by interventions to minimize incidences of infection thus reducing malnutrition (Keusch and Scrimshaw, 1986). Improving nutritional status to reduce the burden of infection can also break the diarrhea-malnutrition-diarrhea cycle (Victora et al., 1999). Therefore, improved feeding practices and prevention and/or treatment of malnutrition could save up to 800,000 children lost to diarrheal diseases and malnutrition each year (Jones et al., 2003). Motarjemi et al. (1993) reported that infections caused by enterotoxigenic *E. coli* and

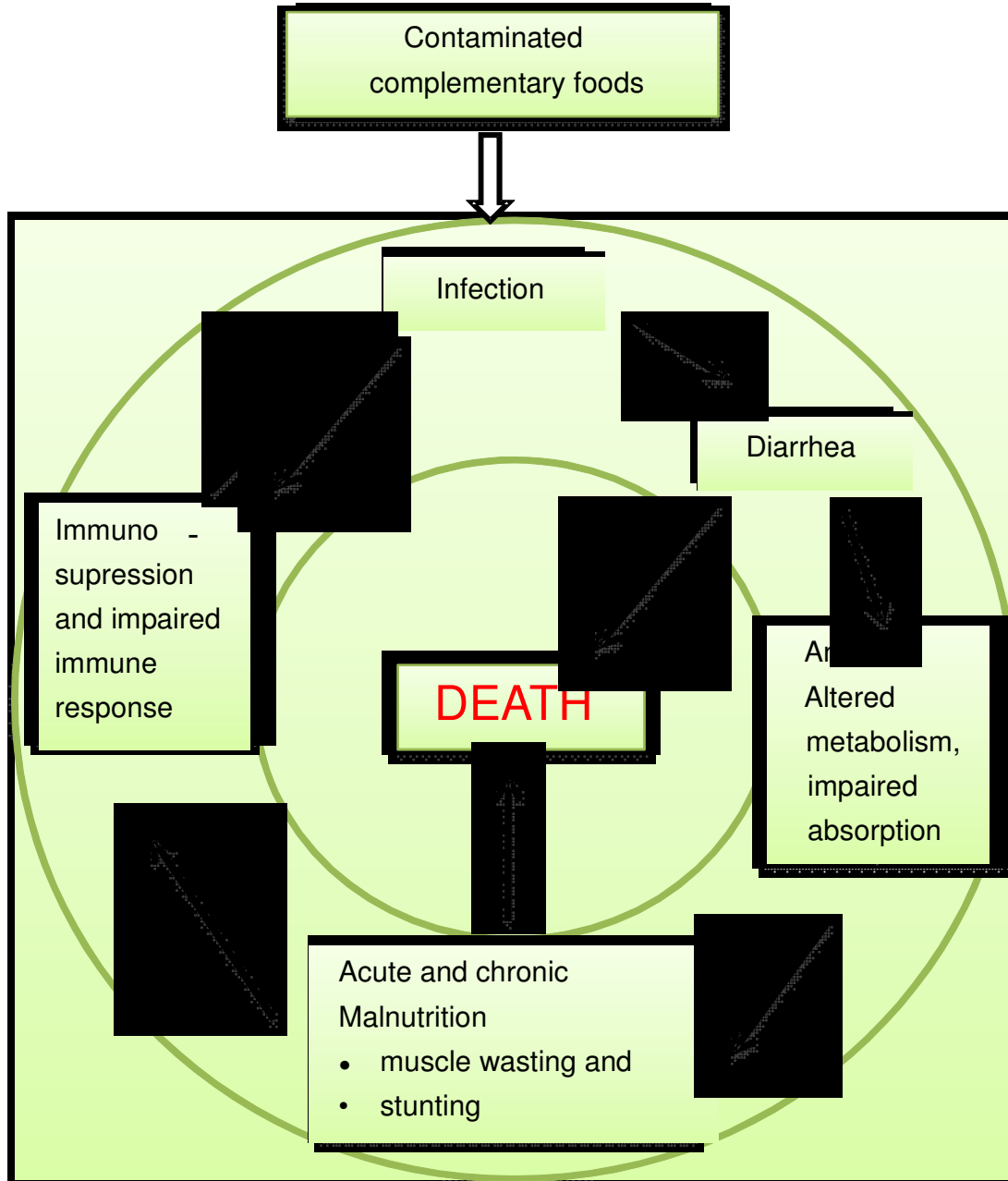


Figure 3. Diarrhea and malnutrition combine to form a vicious cycle that ultimately may result to death. Source: Authors.

Shigella spp had the greatest impact on nutritional status.

Diarrhea associated with *E. coli* constituted 30% of diarrhoeal disease episodes and greatly impacted bimonthly weight gain. Shigellosis, with 15% prevalence had a negative effect both on bimonthly and annual linear growth. *E. coli* is a common pathogen isolated to complimentary foods consumed in Tanzania (Table 4) and elsewhere in developing country further indicating that persisting child malnutrition in Tanzania is highly linked to feeding contaminated complimentary foods.

CONCLUSION AND RECOMMENDATIONS

Tanzania is still faced with challenges of malnutrition problems as it contributes to more death of children under five years of age, affecting children's strength and making illness more dangerous. The main causes of malnutrition are poor feeding practices, poor quality complementary foods aggravated by diarrheal diseases due to poor hygiene practice, lack of clean water and adequate sanitation. Majority of the children who survive

are often locked in a cycle of recurring illness and growth faltering. The situation is worse for children under age of 2 years since it diminishes the ability to learn thus impacting negatively on their entire lives. Promotion of exclusive breastfeeding for the first 6 months and continued breastfeeding together with safe food of high nutritional quality and quantity impacts positively on child survival, growth and development. Fortifications of complementary foods with micronutrients especially vitamin A (boosts disease resistance), zinc (treats diarrhea), iodine and Iron can further reduce child mortality. The government and relevant stakeholders directly involved in public health should be more proactive in creating awareness and tackling issues such as poverty which augment the malnutrition problem in the country. The promotion and protection of exclusive breast-feeding, community health education of mothers on good complementary feeding practices and food safety principles are the most urgent interventions required to promote the health and nutrition status of infants and children countrywide. It is recommended that development of complementary food recipe brochures, books, public advertisements and campaigns as well as feeding guidelines to mothers and care takers presents a useful tool in the fight against persistent malnutrition in Tanzania.

REFERENCES

- Abebe Y, Barbara JS, Margaret JH, Gail GE (2006). Nutritive value and sensory acceptability of corn- and Kocho-based foods supplemented with legumes for infant feeding in southern Ethiopia. *AJFAND*, 6: 1-19.
- Allen RE, Bhutta ZA, Caulfield LE, De Onis M, Ezzati M, Mathers C, Rivera J (2008). Maternal and child undernutrition: global and regional exposures and health consequences. *Lancet*. 371:243-260.
- Agnasson I, Mpello A, GunnLaugs son G, Hofvander Y, Greiner T (2001). Infant feeding practices during the first 6 months of life in a rural area in Tanzania. *East. Afr. Med. J.*, 4(2):9-13.
- Barrel RAE, Rowland MGM (1979). Infant foods as a potential source of diarrhoeal illness in rural West Africa. *Trans. Res. Soc Trop. Med. Hyg.*, 73: 85-89.
- Becker H, Schaller G, von Wiese W, Terplan G (1994). *Bacillus cereus* in infant foods and dried milk products. *Int. J. Food Microbiol.*, 23:1-15.
- Bennett VA, Morales E, Gonzalez J, Peerson JM, Lopez de Roman a, G, Brown (1999). Effects of dietary viscosity and energy density on total daily energy consumption by young Peruvian children. *Am. J. Clin. Nutr.*, 70: 285-291.
- Berkman DS, Lescano AG, Gilman RH, Lopez SL, Black MM (2002). Effects of stunting, diarrhoeal disease, and parasitic infection during infancy on cognition in late childhood: a follow-up study. *Lancet*. 59: 564-71.
- Bhandari N, Bahl R, Taneja S, Strand T, Molbak K, Ulvik RJ, Sommerfelt H, Bhan MK (2002). Substantial reduction in severe diarrhea morbidity by daily zinc supplementation in young North Indian Children. *Pediatr.*, 109(6): e86.
- Black RE, Brown KH, Becker S, Abdul Alim ARM, HUQ I (1982). Longitudinal studies of infectious diseases and physical growth of children in rural Bangladesh. II: incidence of diarrhea and association with known pathogens. *Am. J. Epidemiol.*, 115: 315-324.
- Black RE, Lopez De Roma GO, Brown KH, Bravo N, Bazalar OG and Kanashiro HC (1989). Incidence and etiology of infantile diarrhea and major routes of transmission in Huascar, Peru. *Am. J. Epidemiol.*, 129: 785-799.
- Black RE, Merson MH, Rowe B, Taylor PR, Adul Alim ARM, Gross JR, Sack DA (1981). Enterotoxigenic *Escherichia coli* diarrhoea: acquired immunity and transmission in an endemic area. *Bull. World Health Organ.*, 59: 263-268.
- Brown KH, Black RE, de Romana GL, de Kanashiro HC (1989). Infant-feeding practices and their relationship with diarrheal and other diseases in Huascar (Lima). Peru. *Pediatr.*, 83: 31-40.
- Brown KH, Dewey KG, Allen LH (1998). Complementary Feeding of Young Children in Developing Countries: A Review of Current Scientific Knowledge. Geneva Switzerland: World Health Organization.
- Bryce J, Boschi-Pinto C, Shibuya K, Black RE (2005). WHO estimates of the causes of death in children. *Lancet.*, 365: 1147-1152.
- Caparelli E, Mata LJ (1975). Microflora of maize prepared as tortillas. *Appl. Microbiol.*, 29: 802-806.
- Dahl CA, Yamada T (2008). Global health inequity: scientific challenges remain but can be solved. *J. Clin. Invest.*, 118: 1242-1243.
- Dewey K (2003). Guiding principles for complementary feeding of the breastfed child. In: Food and Nutrition Program. Washington, DC: PAHO/WHO.
- Dewey KG (2001). Nutrition, growth and complementary feeding of the breastfed infant. *Ped. Clin. North Am.*, 48: 87-104.
- Dewey KG, Brown KH (2003). Update on technical issues concerning complementary feeding of young children in developing countries and implications for intervention programs. *Food Nutr. Bulletin.*, 24 :5-28.
- Dewey KG, Heinig MJ, Nommsen LA, Peerson JM, Lonnerdal B (1992). Growth of breast-fed and formula-fed infants from 0 to 18 months: The DARLING study. *Pediatr.*, 89: 1035-1041.
- Dewey KG, Peerson JM, Brown KH, Krebs NF, Michaelsen KF, Persso LA, Salmenpera L, Whitehead RG, Yeung DL (1995). Growth of breast-fed infants deviates from current reference data: a pooled analysis of US, Canadian, and European data sets. World Health Organization Working Group on Infant Growth. *Pediatr.* 96: 495-503.
- Domellof M, Lonnerdal B, Abrams SA, Hernell O (2002). Iron absorption in breast-fed infants: effects of age, iron status, iron supplements, and complementary foods. *Am. J. Clin. Nutr.*, 76: 198-204.
- Edmond KM, Zandoh C, Quigley MA, Amenga-Etego S, Owusu-Agyei S, Kirkwood BR (2006). Delayed breastfeeding initiation increases risk of neonatal mortality. *Pediatr.*, 117: 380-386.
- Estuningsih S, Kress C, Hassan AA, Akineden O, Schneider E, Usleber E (2006). Enterobacteriaceae in dehydrated powdered infant formula manufactured in Indonesia and Malaysia. *J. Food Protec.*, 69: 3013-3017.
- FAO (2008). Soaring Food Prices: Facts, Perspectives, Impacts and Actions Required," background paper prepared for the High-Level Conference on World Food Security: The Challenges of Climate Change and Bioenergy, Rome, June 3-5. Available at www.fao.org/foodclimate/conference/en/. Accessed on Sept.10, 2010.
- FAO/WHO (1994). Codex Alimentarius Standards for Foods for Special Dietary Uses including foods for infants and children, Vol. 4. Joint FAO/WHO Food Standards Program Rome: WHO, Codex Alimentarius Commission.
- Fergusson D, Horwood L, Shannon F (1990). Early solid feeding and recurrent childhood eczema: a 10-year longitudinal study. *Pediatr.*, 85: 541-546.
- Food and Nutrition Service (FNS), US Department of Agriculture (2008). A Guide for Use in WIC and CSF programs. Special Supplemental Food Program. Chapter 5: Complementary foods., p. 104.
- Forsythe SJ (2005). Enterobacter sakazakii and other bacteria in powdered infant milk formula. *Maternal Child Nutr.*, 1: 44-50.
- Getaneh T, Assefa A, Tadesse Z (1998). Protein-energy malnutrition in urban children: prevalence and determinants. *Ethiop. Med. J.*, 36: 153-166.
- Ghuliani A, Kaul M (1995). Contamination of weaning foods and transmission of *E. coli* in causation of infantile diarrhea in low income group in Chandigarh. *Indian Pediatr.*, 32(5): 539-542.
- Gibson RS, Ferguson E, Lehrfeld J (1998). Complementary foods for infant feeding in developing countries: their nutrient adequacy and improvement. *Eur. J. Clin. Nutr.*, 52: 764-770.
- Gomes TAT (1991). Enteropathogens associated with acute diarrheal diseases in urban infants in Sao Paulo, Bra. *J. infect. dis.*, 164: 331-337.

- Guerrant RL, Reinaldo BO, Sean RM, Mônica OBO, Aldo AML (2008). Malnutrition as an enteric infectious disease with long-term effects on child development. *Nutr. Rev.*, 66(9): 487–505.
- Hamadani JD, Fuchs GJ, Osendarp SJM, Khatun F, Huda SN, Grantham-McGregor SM (2001). Randomized controlled trial of the effect of zinc supplementation on the mental development of Bangladeshi infants. *Am. J. Clin. Nutr.*, 74:381–386.
- Henry FJ, Patwary Y, Huttly SR, Aziz KM (1990). Bacterial contamination of weaning foods and drinking water in rural Bangladesh. *Epidemiol Infect.*, 104: 79–85.
- Hop LT, Gross R, Giay T, Sastroamidjojo S, Schultink W, Lang NT(2000). Premature complementary feeding is associated with poorer growth of Vietnamese children. *J. Nutr.*, 130:2683–2690.
- Hotz C, Gibson RS (2001). Complementary feeding practices and dietary intakes from complementary foods amongst weanlings in rural Malawi. *Eur. J. Clin. Nutr.*, 55: 841–849.
- Huilan S, Zhen LG, Mathan MM, Mathew MM, Olarte J, Espejo R, Khin Maung U, Ghafoor MA, Khan MA, Sami Z (1991). Etiology of acute diarrhea among children in developing countries: a multicentre study in five countries. *Bull. World Health Organ.*, 69(5): 549–555.
- Hurrell RF (2003). Influence of Vegetable Protein Sources on Trace Element and Mineral Bioavailability. *J. Nutr.*, 133: 2973S–2977S.
- Hussein AK (2005). Breastfeeding and complementary feeding practices in Tanzania. *East Afr. J. Public Health*, 2(1):27–31.
- Ibrahim MM, Wall S, Persson LA (1998). The impact of short stature on child morbidity in a rural African community. *Ann. Trop. Pediatr.*, 18:145–154.
- Iroegbu CU, Ene-Obong HN, Uwaegbute AC, Amazigo UV (2000). Bacteriological quality of weaning food and drinking water given to children of market women in Nigeria: implications for control of diarrhoea. *J. Health Population Nutr.*, 18: 157–162.
- Jones G, Steketee RW, Black RE, Bhutta ZA, Morris SS, Bellagio Child Survival Study Group (2003). "How Many Child Deaths Can We Prevent This Year?" *Lancet.*, 362: 65–71.
- Kalanda BF, Verhooff FH, Brabin BJ (2006). Breast and complementary feeding practices in relation to morbidity and growth in Malawian infants. *Eur. J. Clin. Nutr.*, 60: 401–407.
- Kelly DA, Phillips AD, Elliott EJ, Dias JA, and Walker-Smith JA (1989). Rise and fall of coeliac disease 1960–85. *Arch. Dis. Child.*, 64(8): 1157–1160.
- Keusch GT, Scrimshaw NS (1986). Selective Primary Health Care: Strategies for Control of Disease in the Developing World—XXIII. The Control of Infection to Reduce the Prevalence of Infantile and Childhood Malnutrition. *Rev. Infect. Dis.*, 8: 273–287.
- Khin Nwe OO, Han AM, Hlaing T, Aye T (1991). Bacteriologic studies of food and water consumed by children in Myanmar, 1: the nature of contamination. *J. diarrheal dis. Res.*, 9: 87–90.
- Kimmons JE, Dewey KG, Haque E, Chakraborty J, Osendarp SJ, Brown KH (2005). Low nutrient intakes among infants in rural Bangladesh are attributable to low intake and micronutrient density of complementary foods. *J. Nutr.*, 135: 444–451.
- Kulwa KBM, Kinabo JLD, Modest B (2006). Constraints on good child-care practices and nutritional status in urban Dar-es-Salaam, Tanzania. *Food Nutr. Bull.*, 27(3): 236–244.
- Kung'u JK, Boor KJ, Ame SM, Ali NS, Jackson AE, Stoltzfus RJ (2009). Bacterial Populations in Complementary Foods and Drinking-water in Households with Children Aged 10–15 Months in Zanzibar, Tanzania. *J. Health Popul. Nutr.*, 27(1): 41–52.
- Lanata CF (2003). Studies of food hygiene and diarrhoeal disease. *Int. J. Environ. Health Res.*, 13: 175–183.
- Ljungqvist BG, Mellander O, Svanberg USO (1981). Dietary bulk as a limiting factor for nutrient intake in pre-school children. 1. A problem description. *J. Trop. Ped.*, 27: 68–73.
- Mabilia M (1996). Beliefs and practices in infant feeding among the Wagogo of Chigongwe (Dodoma Rural District), Tanzania. II. Breastfeeding. *Ecol. Food Nutr.*, 35: 209–217.
- Mabilia M (2003). Beliefs and practices in infant feeding among the Wagogo of Chigongwe (Dodoma Rural District), Tanzania. I. Breastfeeding. *Ecol. Food Nutr.*, 35: 195–207.
- Mamiro PS, Kolsteren P, Roberfroid D, Tatala S, Opsomer AS, Van Camp JH (2005). Feeding Practices and Factors Contributing to Wasting, Stunting, and Iron-deficiency Anaemia among 3–23-month Old Children in Kilosa District, Rural Tanzania. *J. Health Popul. Nutr.*, 23: 222–230.
- Mamiro PS, Kolsteren PW, Van Camp JH, Roberfroid D, Tatala S, Opsomer AS (2004). Processed Complementary Food Does Not Improve Growth or Hemoglobin Status of Rural Tanzanian Infants from 6–12 Months of Age in Kilosa District, Tanzania. *J. Nutr.*, 134: 1084–1090.
- Martorell R, Kettel KL, Schroeder DG (1994). Reversibility of stunting: epidemiological findings in children from developing countries. *Eur. J. Clin. Nutr.*, 48: S45–S57.
- Mbithi-Mwikya S, Van Camp J, Mamiro PRS, Ooghe W, Kolsteren P, Huyghebaert A (2002). Evaluation of the Nutritional Characteristics of a Finger Millet Based Complementary Food. *J. Agric. Food Chem.*, 50: 3030–3036.
- Michaelsen KF, Friis H (1998). Complementary Feeding: A Global Perspective. *Nutr.*, 14: 763–766.
- Michaelsen KF, Weaver L, Branca F, Robertson A (2000). Feeding and Nutrition of Infants and Young Children: Guidelines for the WHO European Region. WHO Regional Publications, European Series, No. 87. Copenhagen.
- Michanie S, Bryan FL, Alvarez P, Olivo AB, Paniagua A (1988). Critical control points for foods prepared in households whose members had either alleged typhoid fever or diarrhea. *Int. J. Food Microbiol.*, 7: 123–124.
- Michanie S, Bryan FL, Alvarez P, Olivod B A (1987). Critical control points for foods prepared in households in which babies had salmonellosis. *Int. J. Food Microbiol.*, 5: 337–354.
- Milla P (1986). The weanling's gut. *Acta Paediatr. Scand. Suppl.* 323:5–13.
- Morais TB, Sigulem DM, de Sousa Maranhao H, de Morais MB (2005). Bacterial contamination and nutrient content of home-prepared milk feeding bottles of infants attending a public outpatient clinic. *J. Trop. Pediatr.*, 51: 87–92.
- Mosha TCE, Dakiyo SOS, Laswai H (1998) Breastfeeding, weaning practices and anthropometric status of children in Morogoro district, Tanzania. *Ecol. Food Nutr.*, 37(4): 309–338.
- Mosha TCE, Laswai HS, Tetens I (2000). Nutritional composition and micronutrient status of home made and commercial weaning foods consumed in Tanzania. *Plant Foods Hum Nutr.*, 55(3): 185–205.
- Mosha TCE, Vicent MM (2004). Nutritional value and acceptability of homemade maize/sorghum-based weaning mixtures supplemented with rojo bean flour, ground sardines and peanut paste. *Int. J. Food Sci. Nutr.*, 55(4): 301–315.
- Motarjemi Y, Kaferstein F, Moy G, Quevedo F (1993). Contaminated weaning food: a major risk factor for diarrhea and associated malnutrition. *Facts Infant Feed.*, 71:79–92.
- National Bureau of Statistics (NBS) [Tanzania] and ORC Macro (2005). Tanzania Demographic and Health Survey (TDHS) 2004–05. Dar es Salaam, Tanzania: National Bureau of Statistics and ORC Macro.
- Neumann CG, Harrison GG (1994). Onset and evolution of stunting in infants and children. Examples from the Human Nutrition Collaborative Research Support Program. Kenya and Egypt studies. *Eur. J. Clin. Nutr.*, 48 (1): 90–102.
- Northstone K, Emmett P, Nethersole F, the ALSPAC Study Team (2001). The effect of age of introduction of too lumpy solids on foods eaten and reported feeding difficulties at 6 and 15 months. *J. Hum. Nutr. Dietet.*, 14: 43–54.
- Nyatoti VN, Shungu SM, Grace R (1997). Pathogenic *Escherichia coli* in traditional African weaning foods. *Food Control.*, 8(1):5 I–54.
- Odugbemi T, Oyerinde JPO, Odujinrin OMT, Akitoye CO, Esumeh FI (1992). Bacteriological study of cooked ogi (fermented cereal weaning food) and its potential safety in a rural Nigerian community. *Trans R Soc Trop. Med. Hyg.*, 87(2): 234–235.
- Onyango A, Koski KG, Tucker KL (1998). Food diversity versus breastfeeding choice in determining anthropometric status in rural Kenyan toddlers. *Int. J. Epidemiol.*, 27:484–489.
- Onyango AW (2003). Dietary diversity, child nutrition and health in contemporary African communities. *Rev. Comp. Biochem. Physiol.*, 136: 61–69.
- Onyango AW, Receveur O, Esrey SA (2002). The contribution of breast milk to toddler diets in western Kenya. *Bull. World Health Organization.*, 80: 292–299.

- Paine P, Spegiarin C (1983). Prolonged breast feeding related to later solid food acceptance. *Child Care Health Dev.*, 9: 321–326.
- Poggensee G, Schulze K, Moneta I, Mbezi P, Baryomunsi C, Harms G (2004). Infant feeding practices in Western Tanzania And Uganda: Implications for infant feeding recommendations for HIV-infected mothers. *Trop. Med. Int. Health.*, 9(4): 477-485.
- Potgieter N, Chikwelu LO, Pascal O, Eunice OI, Amidou S, Rose N (2005). Bacterial Contamination of Vhuswa - A Local Weaning Food and Stored Drinking-water in Impoverished Households in the Venda Region of South Africa. *J. Health Population Nutr.*, 23: 150 – 155.
- Reeds PJ, Garlick PJ (2003). Protein and Amino Acid Requirements and the Composition of Complementary Foods. *J. Nutr.*, 953S-2961S.
- Rivera JA, Hotz C, Gonzalez Cossio T, Neufeld L, Garcia Guerra A (2003). The effect of micronutrient deficiencies on child growth: a review of results from community-based supplementation trials. *J. Nutr.*, 33 (2): 4010S–20S.
- Sanchez-Grin'an MI, Peerson JM, Brown KH (1992). Effect of dietary energy density on total ad libitum energy consumption by recovering malnourished children. *Eur J. Clin. Nutr.*, 46:197-204.
- Schmitz J, McNeish AS (1987). Development of structure and function of the gastrointestinal tract: relevance for weaning. In: *Weaning: Why, What and When?* A. Ballabriga, Rey J. Nestle (eds). Nutrition Workshop Series, Vol 10, Vevey/Raven Press, New York, 1987.
- Sellen W (1998). Infant and young child feeding practices among african pastoralists: The Datoga of Tanzania. *J. Biosci.*, 30: 481-99.
- Serventi M, Dal Lago AM, Kimaro DN (1994). Early cessation of breastfeeding as a major cause of severe malnutrition in under twos: A hospital based study –Dodoma Region, Tanzania. *East Afr. Med. J.*, 26: 132-134.
- Sheth M, Dwivedi R (2006). Complementary foods associated diarrhea. *Indian J. Pediatr.*, 73: 61-64.
- Sheth M, Patel J, Sharma S, Seshadri S (2000). Hazard analysis and critical control points of weaning foods. *Indian J. Pediatr.*, 67: 405-410.
- Shirima R, Greiner T, Kylberg E, Gebre-Medhin M (2001). Exclusive breastfeeding is rarely practiced in rural and urban Morogoro, Tanzania. *Public Health Nutr.*, 4: 147-154.
- Shrimpton R, Victora CG, de Onis M, Lima RC, Bloessner M, Clugston G (2001). Worldwide timing of growth faltering: implications for nutritional interventions. *Pediatrics*. Available at <http://www.pediatrics.org/cgi/content/full/107/5/e75>. Accessed on September 10, 2010.
- Soundy J, Rivera H (1972). Acute diarrhoeal diseases: longitudinal study in a sample of Salvadorean population, II-analysis of the faeces and foods. *Revista del Instituto de Investigaciones Medicas*, 1: 307-316.
- Tanzania Bureau of Standards [TBS] (1983). Tanzania Standard for Processed cereal based Weaning Foods – Specification. Dar es Salaam: Tanzania Bureau of Standards.
- Trowbridge F (2002). Prevention and control of iron deficiency: priorities and action steps. *J. Nutri.*, 132: 880S-882S.
- Umeta M, West CE, Haidar J, Deurenberg P, Hautvast JG (2000). Zinc supplementation and stunted infants in Ethiopia: a randomised controlled trial. *Lancet.*, 55: 2021–2026.
- UNICEF (2001). Situation analysis for women and children in Zanzibar 1. Zanzibar: Ministry of Finances and Economic Affairs, Government of Tanzania.
- UNICEF (2008). The State of the World's Children. Available at <http://www.unicef.org/sowc08/report/report.php>. Accessed on 7 September 2010.
- UNICEF (2009a). Tracking Progress on Child and Maternal Nutrition. A survival and development priority: New York, NY 10017, USA.
- UNICEF (2009b). Overview of breastfeeding patterns. Available at http://www.childinfo.org/breastfeeding_overview.html. Accessed on August 24, 2010.
- Urga K, Narasimha HV (1998). Phytate : Zinc and Phytate x Calcium : Zinc Molar Ratios in Selected Diets of Ethiopians. *Bull. Chem. Soc. Ethiopia*. 12: 1-7.
- Victora CG, Kirkwood BR, Ashworth A, Black RE, Rogers S, Sazawal S, Campbell H (1999). Potential Interventions for the Prevention of Childhood Pneumonia in Developing Countries: Improving Nutrition. *Am. J. Clin. Nutr.*, 70: 309–320.
- Whitehead R, Paul A, Ahmed E (1986). Weaning practices in the United Kingdom and variations in anthropometric development. *Acta Paediatr. Scand.*, 323: 14–23.
- WHO (1997). Guidelines for drinking-water quality. 2nd ed. Geneva: p. 973. Available at <http://whqlibdoc.who.int/publications/9241545038.pdf>, accessed on 8 September 2010.
- WHO (2004). Causes of death in neonates and children under five in the world. Available at: http://www.who.int/child_adolescent_health/data/en/ Accessed on September 10, 2010.
- WHO/UNICEF (1998). Complementary Feeding of Young Children in Developing Countries: A Review of Current Scientific Knowledge. WHO/NUT/98.1. World Health Organ. Geneva, pp. 1-228.
- WHO/UNICEF (2000). Review on Complementary Feeding and Suggestions for Future Research: WHO/UNICEF Guidelines on Complementary Feeding. PEDIATRICS. 106(5 Supplement):1290.
- WHO/UNICEF (2001). Global Strategy for Infant and Young Child Feeding. FIFTY-FOURTH WORLD HEALTH ASSEMBLY A54/INF.DOC./4. Provisional agenda item 13.1. World Health Organization, Geneva. Available at http://apps.who.int/gb/archive/pdf_files/WHA54/ea54id4.pdf. Accessed on September 10, 2010.
- WHO/UNICEF (2003). Global Strategy for Infant and Young Child Feeding. Geneva. Available at <http://whqlibdoc.who.int/publications/2003/9241562218.pdf>. Accessed on September 10, 2010.
- Wilson AC, Forsyth JS, Greene SA, Irvine L, Howie PW (1998). Relation of infant diet to childhood health: seven year follow up of cohort of children in Dundee infant feeding study. *BMJ.*, 316: 21–25.
- Yamada T (2008). In search of new ideas for global health. *N. Engl. J. Med.*, 358: 1324–1325.
- Zeinab EMA, Shafika SN, Sayad S, Samir AEA (1998). Contamination of Weaning Foods: Organisms, Channels, and Sequelae. *J. Trop. Pediatr.*, 44: 335-337.