

Full Length Research Paper

A meta analysis of the efficacy of *Saccharomyces boulardii* in children with acute diarrhea

Jun Pan, Jiang Hu, Xusheng Qi and Ziliang Tu*

Department of Pediatrics, Taihe Hospital Affiliated with the Hubei University of Medicine, Shiyan 442000, China.

Accepted 22 February, 2012

This study was performed to evaluate the efficacy of *Saccharomyces boulardii* in treating children with acute diarrhoea. Medicinal databases and review articles were screened with prespecified criteria for randomized controlled trials that reported the effects of *S. boulardii* and other antidiarrhoeal drugs in treating children with acute diarrhoea. The quality of the study was critically evaluated. A total of 678 articles were found and 8 articles were finally included. Heterogeneity test: Diarrhoea duration analysis (Qstatistic=33.58, $p<0.0001$, $I^2=79\%$), stool frequency on day 3 analysis (Qstatistic=4.53, $p=0.10$, $I^2=56\%$), stool frequency on day 4 analysis (Qstatistic=0, $p=1.00$, $I^2=0\%$) and stool frequency on day 7 analysis (Q statistic=0.18, $p=0.68$, $I^2=0\%$). The results of meta-analysis showed that when compared with the control group, *S. boulardii* was more effective in diarrhoea duration (MD=-0.92, 95% CI: -1.32 to -0.52), stool frequency on day 3 (MD=-1.92, 95% CI: -1.63 to -0.95), day 4 (MD=-0.51, 95% CI: -0.89 to -0.33) and day 7 (MD=-0.44, 95% CI: -0.72 to -0.16), respectively. The evidence currently available shows that *S. boulardii* treatment is used for children with acute diarrhoea.

Key words: *Saccharomyces boulardii*, acute diarrhoea, meta-analysis.

INTRODUCTION

Diarrhoea is defined as a change in bowel movements for an individual subject, characterized by an increase in the water content, volume and usually frequency of stools (WHO, 1995; Riedel and Ghishan, 1996). In the vast majority of cases, acute diarrhoea is the result of a gut infection mostly viral. The mainstay of therapy for acute diarrhoea is oral rehydration (Ilomuanya et al., 2011; Tijani et al., 2009). In recent years, education and the widespread usage of oral rehydration therapy have reduced the number of acute diarrhoea. However, the morbidity rate for diarrhoea still remains high, placing an enormous burden on the healthcare system. *Saccharomyces boulardii* is non-pathogenic probiotic yeast considered to be useful against enteropathogens. Although the exact mechanisms of *S. boulardii* remain unclear, several possible mechanisms have been proposed.

These including inhibition of pathogen adhesion,

strengthening of enterocyte tight junctions, neutralization of bacterial virulence factors and enhancement of the mucosal immune response (Brandao et al., 1998; Buts et al., 1990; Cetina-Sauri and Basto Sierra, 1994; Czerucka and Rampal, 1999; Pothoulakis et al., 1993; Qamar et al., 2001; Rodrigues et al., 1996; Tasteyre et al., 2002; Wilson and Perini, 1998). Though there are several studies (Canani et al., 2001; Sougioultzis et al., 2006; Chapoy, 1985; Saint-Marc et al., 1991) about *S. boulardii* in treating acute childhood diarrhoea, the conclusions of which are not credible because of small sample size and lacks of systemic evaluation of methodologic quality. In our present work, we makes a systemic review about clinical random control trials (RCTs) focused on *S. boulardii* in treating acute childhood diarrhoea in order to obtain the best evidence.

MATERIALS AND METHODS

Search sources and strategy

The search strategy was made according to working handbook

*Corresponding author. E-mail: tu442000@sina.com. Tel: 86+13687206064.

systematically searched Medline (1991 to November 2011), EMBase (1991 to November 2011), CBMdisc (1991 to November 2011), and CNKI (1994 to November 2011) for randomized trials examining the efficacy of *S. boulardii* in treating acute childhood diarrhoea. In addition, we conducted a manual search of abstracts from selected conferences and we also searched by hand the bibliographies of all relevant trials. The text word terms and mesh headings used were: diarrhoea/ diarrhoea, diarrh*, probiotic*, children, child*, *S. boulardii* and *S. boulardii*. Furthermore, the reference lists from the original studies and review articles were identified. The language was limited to English or Chinese.

Study selection

Two reviewers independently conducted the literature search and extraction of relevant articles. The title and abstract of potentially relevant studies were screened for appropriateness before retrieval of the full articles. The following selection criteria were used to identify published studies for inclusion in this meta-analysis: (a) study design - RCTs; (b) population - children with acute diarrhoea; (c) intervention: *S. boulardii* versus placebo or no additional intervention; (d) outcome variable: duration of diarrhoea, stool frequency and adverse effects.

Data extraction

From each study, the following information was abstracted: author, year of publication, study design, characteristics of the population, sample size, treatment proposal, time of the therapy, duration of diarrhoea, stool frequency and adverse effects.

Assessment of study quality

Quality of the included studies was assessed based on a well-established, validated scale developed by Jadad et al. (1996). A Jadad score was calculated using the following 7 items: (i) Was the study described as a random trial? (ii) Was the randomization scheme described and appropriate? (iii) Was the study described as double-blind? (iv) Was the method of double blinding appropriate? (Where both the patient and the assessor appropriately blinded?) (v) Was there a description of dropouts and withdrawals? (vi) Deduct one point if the method used to generate the sequence of randomization was described and it was inappropriate. (vii) Deduct one point if the study was described as double blind but the method of blinding was inappropriate. The first five items were indications of good quality, and each counted as one point towards an overall quality score. The final two items indicated poor quality, and a point was subtracted for each if its criteria were met. The range of possible scores was 0 to 5 (0 being weakest and 5 being strongest). Any study with a Jadad score < 3/5 was considered to be of poor quality, and was excluded.

Statistical analysis

For dichotomous outcomes, we calculated mean difference (MD) and 95% confidence interval (CI). The MD was defined to represent the difference in continuous outcomes between the treatment and control groups. The MDs of different RCTs were combined by using the random effects model as previous described (Der and Laird, 1986), if true between-study heterogeneity exists or else using Mantel and Haenszel fixed-effects model instead (Mantel and Haenszel, 1959). Intertrial statistical heterogeneity was explored using the Cochran Q test with calculated I^2 , indicating the

percentage of the total variability in effect estimates among trials that is, due to heterogeneity rather than to chance (Higgins et al., 2003). I^2 values of 50% or more indicate a substantial level of heterogeneity. All p values were two-sided with statistical significance set at α level of 0.05. We followed the "quality of reporting meta-analysis guidelines" for reporting and discussing these meta-analytical results (Moher et al., 1999). All the statistical analysis was carried out by the Cochrane collaboration's RevMan 5.0 software.

RESULTS

Study characteristics

There were 678 articles relevant to the search term and 8 articles (Billoo et al., 2006; Canani et al., 2007; Hafeez et al., 2001; Htwe et al., 2008; Ji et al., 2009; Kurugol and Koturoglu, 2005; Shen et al., 2008; Villarruel et al., 2007) involving 978 children with acute diarrhoea (group *S. boulardii*: 487 patients, group control: 491 patients) were included in this meta-analysis finally. Ages, weight, sex ratio, duration of diarrhoea and frequency of stools before admission were similar in each group, respectively. The flow chart for the selection of RCTs to be included in our analysis is shown in Figure 1. The characteristics of the included trials were shown in Table 1.

Methodologic quality assessment

All the trials included in this meta-analysis mentioned the term "random", but the detail method was illuminated in 1 article only. There were 7 trials mentioned the term 'double blind', but only 6 articles explained the detail method. All the 8 trials described the data of the patients who withdrew during the treatment. According to the Jadad score, 6 and 2 articles were regarded as high quality literature and low quality literature, respectively (Table 2).

Meta-analysis of diarrhoea duration

Eight papers contained data on the duration of the diarrhoea. A meta-analysis of eight RCTs (participants) showed a reduction in the duration of the diarrhoea (MD: -0.92 day, 95% CI: -1.32 to -0.52) for those treated with *S. boulardii* compared with placebo (Figure 2). The included studies were heterogeneous (Q statistic=33.58, $P<0.0001$, $I^2=79\%$).

Meta-analysis of stool frequency on different days

Five studies provided a measure of variance at various time intervals. The meta-analyses of these studies showed a reduction in the frequency of stools for those treated with *S. boulardii* compared with the control on day 3 (MD 1.1 day, 95% CI: 1.3 to 0.83), day 4 (MD 1.1 day, 95% CI: 1.3 to 0.83) and day 7 (MD 1.1 day, 95% CI: 1.3

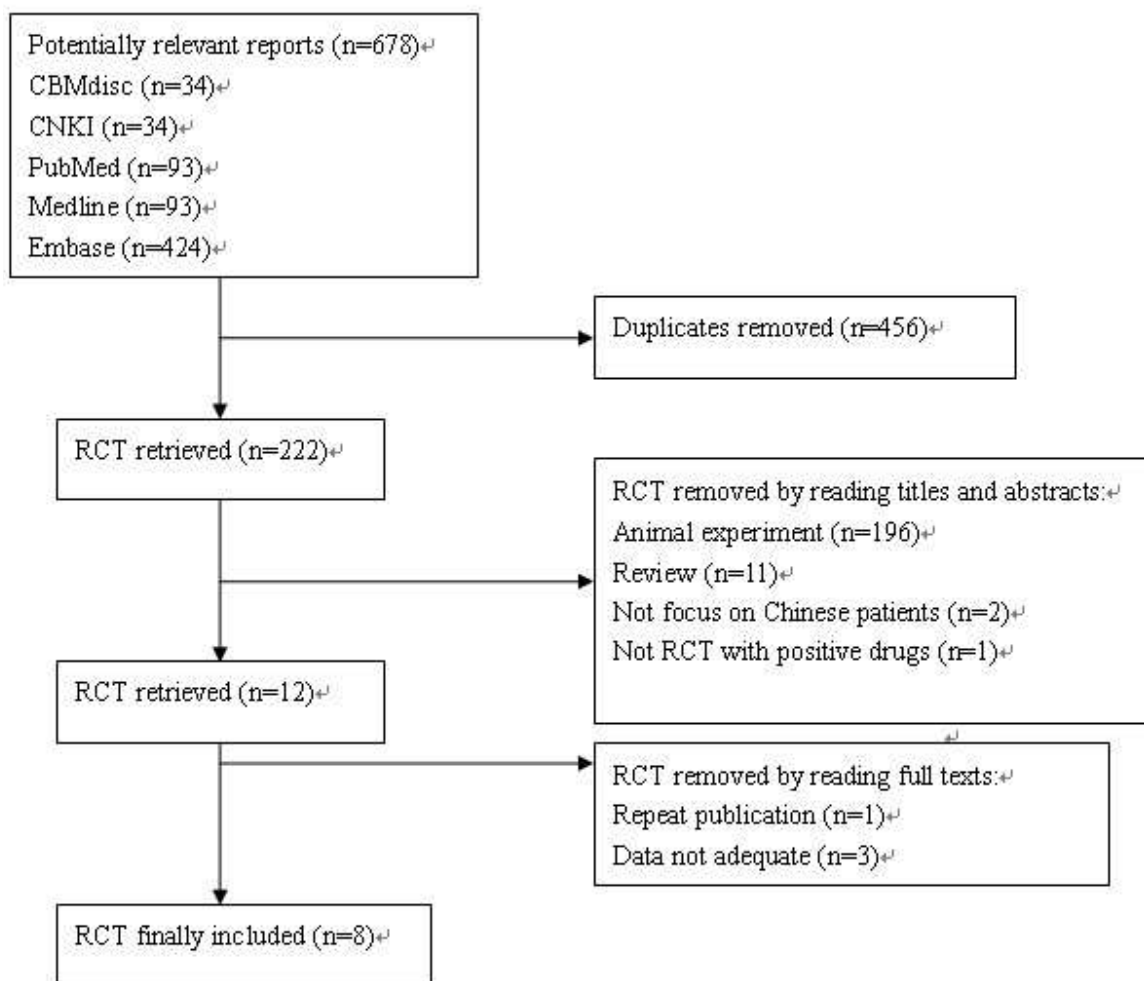


Figure 1. Chat for the search result and trials screen.

to 0.83), respectively (Figures 3, 4 and 5).

Adverse events

Adverse effects associated with *S. boulardii* were not reported in any of the RCTs.

DISCUSSION

A meta-analysis of data from RCTs showed that in otherwise healthy infants and children with acute diarrhoea, the usage of *S. boulardii* compared with control is associated with moderate therapeutic benefit that is reproducible regardless of the outcome measure studied (that is, duration of diarrhoea and number of stools). However, these results should be interpreted with caution as some of them are based on the limited data available. Whereas no adverse effects was observed in

any of the included trials, the administration of *S. boulardii* is not without risk. However, *S. boulardii* should be terminated when in immunocompromised subjects or in patients with other life-threatening illnesses managed in intensive care units. In which case, *S. boulardii* can cause fungaemia (Bassetti et al., 1998; Rijnders et al., 2000; Zunic et al., 1991). A total of eight literatures were finally included in this meta analysis. All these articles, including a sample size of 978 totally were RCTs. Jadad score in 6 out of the eight articles were more than three points.

All the trials included in this meta-analysis mentioned the term "random", but the detail method was illuminated in 1 article only. Obviously, the included trials were lack of well-designed randomizations. A well-designed randomized controlled trial requires a thorough understanding of randomization so that better results could be achieved. Randomization includes three important steps, namely sequence generation, allocation concealment and randomization implementation. Sequence generation is

Table 1. Characteristics of the 8 randomized clinical studies included in this meta-analysis.

Author (Country)	Year	Age	Treatment protocol (T/C)	Sample size (T/C)	Dose (per day, mg)	Duration of intervention (days)	Aetiology of diarrhoea
Biloo et al. (Pakistan)	2006	2 months to 12 years	T: <i>S. boulardii</i> C: Smecta	T: 50 C: 50	500	5	HRV 18%, bacteria 19%
Canani et al. (Italy)	2007	11 to 28 months	T: <i>S. boulardii</i> C: Smecta	T:91 C:92	500	6	No data
Hafeez et al. (Pakistan)	2001	6 months to 6 years	T: <i>S. boulardii</i> C: Smecta	T: 51 C: 50	500	6	No data
Htwe et al. (Belgium)	2008	3 months to 10 years	T: <i>S. boulardii</i> C: Smecta	T:50 C: 50	500	6	No data
Ji et al. (China)	2009	2 months to 7 years	T: <i>S. boulardii</i> C: Smecta	T: 46 C: 46	500	7	No data
Kurugol and Koturoglu (Turkey)	2005	3 months to 7 years	T: <i>S. boulardii</i> C: Smecta	T: 100 C: 100	500	5 (follow-up 14)	HRV 42%, bacteria/parasites 10%, unspecified 49%
Shen et al. (China)	2008	1 months to 8 years	T: <i>S. boulardii</i> C: Smecta	T: 64 C: 66	<1 year 250; >1 year 500	5	No data
Villarruel et al. (Argentina)	2007	3 to 24 months	T: <i>S. boulardii</i> C: Smecta	T: 35 C: 37	<1 year 250; >1 year 500	6	No data

Table 2. Characteristics of the 8 randomized clinical studies included in this meta-analysis.

Author (Country)	Year	Generation of allocation sequence	Allocation concealment	Blinding	Inclusion criteria	Jaded score
Biloo et al. (Pakistan)	2006	No information about method	Unclear	No	Acute diarrhoea mild to moderate severity	4
Canani et al. (Italy)	2007	No information about method	Unclear	Yes	Acute diarrhoea mild to moderate severity	4
Hafeez et al. (Pakistan)	2001	Inadequate (even/odd numbers)	Inadequate	Yes	Acute watery diarrhoea mild to moderate severity	4
Htwe et al. (Belgium)	2008	No information about method	Unclear	Yes	Acute diarrhoea mild to moderate severity	4
Ji et al. (China)	2009	No information about method	Not reported	Yes	Acute diarrhoea mild to moderate severity	3
Kurugol and Koturoglu (Turkey)	2005	No information about method	Not reported	Yes	Acute diarrhoea (liquid or mucous or bloody stools passed at least twice as frequently than usual for a minimum of 24 h before admission but not longer than 7 days)	4

Table 2. Contd.

Shen et al. (China)	2008	No information about method	Not reported	No	Acute diarrhoea mild to moderate severity	2
Villarruel et al. (Argentina)	2007	Adequate (computer-generated numbers)	Adequate	Yes	Acute mild to moderate diarrhoea \pm 3 liquid or loose stools in the last 24, but <7 days duration, out-patients	4

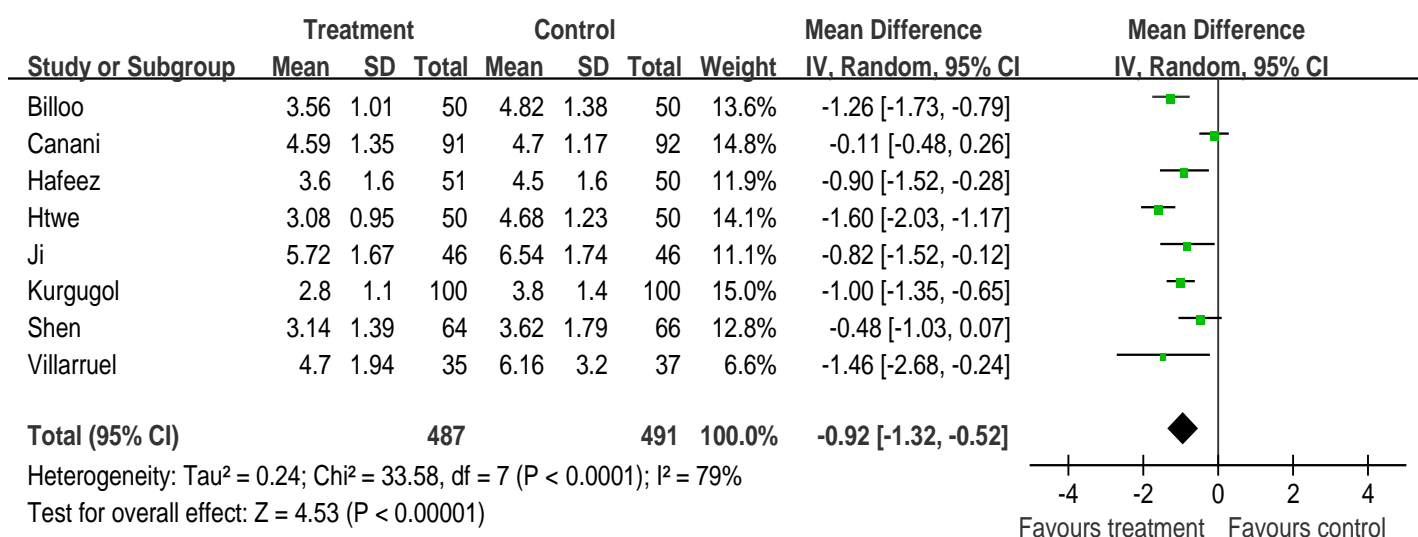


Figure 2. Diarrhoea duration between the treatment group and the control group.

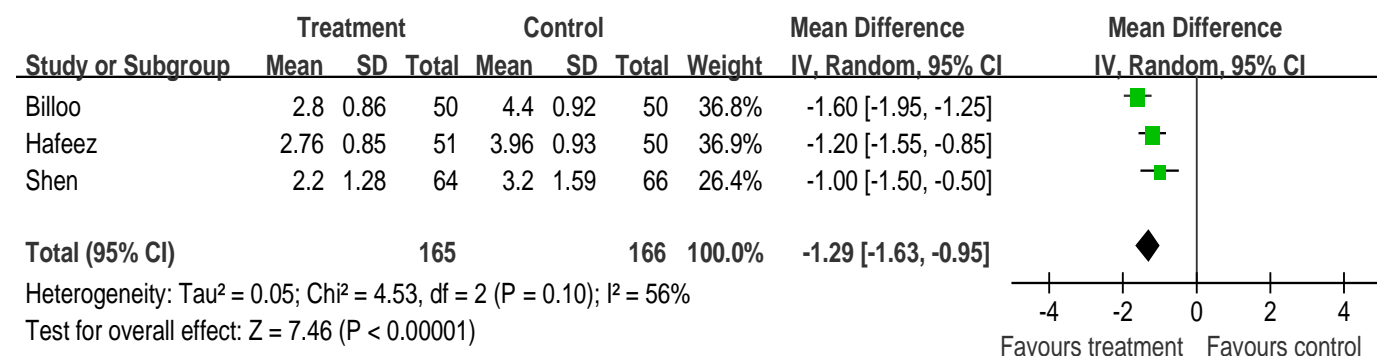


Figure 3. Stool frequency on day 3 between the treatment group and the control group.

a method used to generate the random allocation sequence, including details of any restriction. Allocation concealment is to implement the random allocation sequence. Randomization implementation is to generate the allocation sequence. Well-men designed randomized controlled trials are required to evaluate *S. boulardii* treatment versus routine treatment in children. It was

suggested that we should be careful for the randomization of every meta analysis.

Conclusion

In summary, our systemic review initially demonstrated

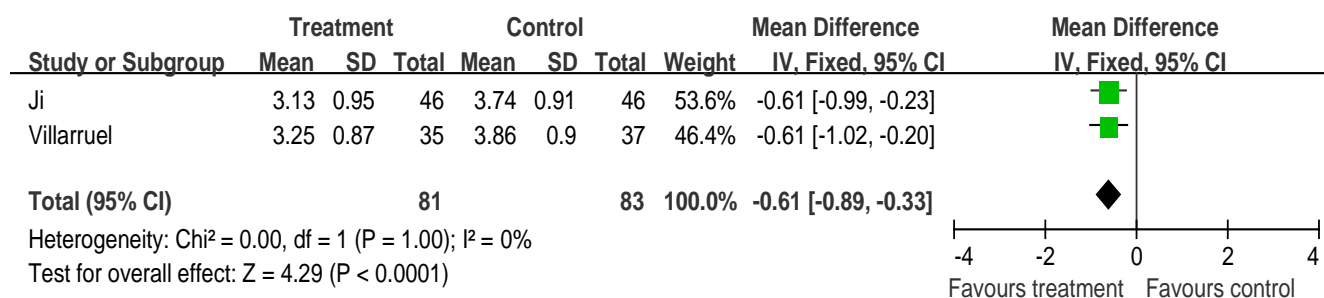


Figure 4. Stool frequency on day 4 between the treatment group and the control group.

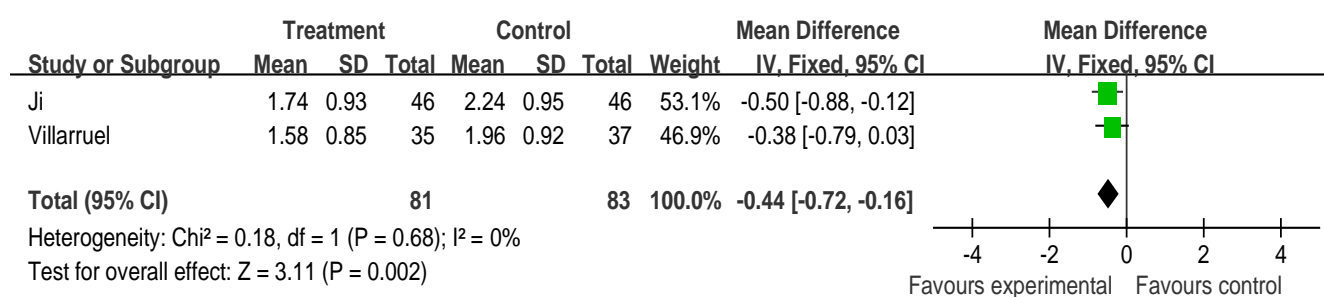


Figure 5. Stool frequency on day 7 between the treatment group and the control group.

the therapeutic effects of *S. boulardii* in children with acute diarrhoea. However, all the clinical trials involved were of small samples without blind methods, their results may remain some uncertainties. We urgently hope the high-quality, double-blinded, multi-centered RCTs will be carried out in the future to further confirm its efficacy and safety.

REFERENCES

- Bassetti S, Frei R, Zimmerli W (1998). Fungemia with *Saccharomyces cerevisiae* after treatment with *S. boulardii*. *Am. J. Med.*, 105: 71-72.
- Biloo AG, Memon MA, Khaskheli SA, Murtaza G, Iqbal K, Saeed Shekhani M, Siddiqi AQ (2006). Role of a probiotic (*Saccharomyces boulardii*) in management and prevention of diarrhoea. *World J. Gastroenterol.*, 12: 4557-4560.
- Brandao RL, Castro IM, Bambirra EA, Amaral SC, Fietto LG, Tropic MJ, Neves MJ, Dos Santos RG, Gomes NC, Nicoli JR (1998). Intracellular signal triggered by cholera toxin in *Saccharomyces boulardii* and *Saccharomyces cerevisiae*. *Appl. Environ. Microbiol.*, 64: 564-568.
- Buts JP, Bernasconi P, Vaerman JP, Dive C (1990). Stimulation of secretory IgA and secretory component of immunoglobulin in small intestine of rats treated with *Saccharomyces boulardii*. *Dig. Dis. Sci.*, 35: 251-256.
- Canani RB, Cirillo P, Terrin G, Cesarano L, Spagnuolo MI, De Vincenzo A, Albano F, Passariello A, De Marco G, Manguso F, Guarino A (2007). Probiotics for treatment of acute diarrhoea in children: randomised clinical trial of five different preparations. *BMJ*, 18: 335-340.
- Canani B, Albano F, Cesarano L (2001). Probiotics for acute diarrhoea: a comparative study (abstract). Presented at the 34th Annual Meeting of the European Society for Paediatric Gastroenterology, Hepatology and Nutrition, Geneva.
- Cetina-Sauri GC, Basto Sierra G (1994). Therapeutic evaluation of *Saccharomyces boulardii* in children with acute diarrhoea. *Annales. De. Pediatrie.*, 41: 397-400.
- Chapoy P (1985). Treatment of acute infantile diarrhea: Controlled trial of *Saccharomyces boulardii*. *Ann. Pediatr.*, 32: 561-563.
- Czerucka D, Rampal P (1999). Effect of *Saccharomyces boulardii* on cAMP- and Ca^{2+} -dependent Cl⁻ secretion in T84 cells. *Dig. Dis. Sci.*, 44: 2359-2368.
- Der SR, Laird N (1986). Meta-analysis in clinical trials. *Contr. Clin. Trials*, 7: 177-188.
- Hafeez A, Tariq P, Ali S, Kundi ZU, Khan A, Hassan M (2001). The efficacy of *Saccharomyces boulardii* in the treatment of acute watery diarrhea in children: a multicentre randomized controlled trial. *J. Coll. Physicians. Surg. Pak.*, 12: 432-434.
- Higgins JP, Thompson SG, Deeks JJ (2003). Measuring inconsistency in meta-analyses. *BMJ*, 327: 557-560.
- Htwe K, Yee KS, Tin M, Vandenplas Y (2008). Effect of *Saccharomyces boulardii* in the treatment of acute watery diarrhea in Myanmar children: a randomized controlled study. *Am. J. Trop. Med. Hyg.*, 96: 214-216.
- Ilomuanya MO, Ifudu ND, Uboh C (2011). The use of metronidazole and activated charcoal in the treatment of diarrhea caused by *Escherichia coli* 0157:H7 in an *in vitro* pharmacodynamic model. *Afr. J. Pharm. Pharmacol.*, 5(10): 1292-1296.
- Jadad AR, Moore RA, Carroll D, Jenkinson C, Reynolds DJ, Gavaghan DJ, McQuay HJ (1996). Assessing the quality of reports of randomized clinical trials: Is blinding necessary? *Contr. Clin. Trials*, 17: 1-12.
- Ji DZ, Zou SQ, Yuan LY (2009). *Saccharomyces Boulardii* in treatment of acute children diarrhea: a randomized placebo-controlled trial. *J. Pediatr. Pharm.*, 15(1): 13-15.
- Kurugol Z, Koturoglu G (2005). Effects of *Saccharomyces boulardii* in children with acute diarrhoea. *Acta Paediatr.*, 94: 44-47.
- Mantel J, Haenszel W (1959). Statistical aspects of the analysis of data from retrospective studies of disease. *J. Nat. Cancer Inst.*, 22: 719-748.

- Moher D, Cook D, Eastwood S (1999). Improving the quality of reports of meta-analyses of randomised controlled trials: the QUORUM statement. *Lancet*, 354: 1896-1900.
- Pothoulakis C, Kelly CP, Joshi MA, Gao N, O'Keane CJ, Castagliuolo I, Lamont JT. (1993). *Saccharomyces boulardii* inhibits Clostridium difficile toxin A binding and enterotoxicity in rat ileum. *Gastroenterology*, 104: 1108-1115.
- Qamar A, Aboudola S, Warny M, Michetti P, Pothoulakis C, LaMont JT, Kelly CP (2001). *Saccharomyces boulardii* stimulates intestinal immunoglobulin A immune response to Clostridium difficile toxin A in mice. *Infect. Immun.*, 69: 2762-2765.
- Riedel BD, Ghishan FK (1996). Acute diarrhea. In: Walker WA, Durie PR, Hamilton JR, Walker-Smith JA, Watkins JB, eds. *Pediatric Gastrointestinal Disease*, 2nd edn. St Louis: Mosby-Year Book Inc., pp. 251-262.
- Rijnders BJA, Van Wijngaerden E, Verwaest C, Peetermans WE (2000). *Saccharomyces* fungemia complicating *S. boulardii* treatment in a non-immunocompromised host. *Inten. Care Med.*, 26: 825.
- Rodrigues AC, Nardi RM, Bambirra EA, Vieira EC, Nicoli JR (1996). Effect of *Saccharomyces boulardii* against experimental oral infection with *Salmonella typhimurium* and *Shigella flexneri* in conventional and gnotobiotic mice. *J. Appl. Bacteriol.*, 81: 251-256.
- Saint-Marc T, Rosello-Prats L, Touraine JL (1991). Efficacy of *Saccharomyces boulardii* in the treatment of diarrhea in AIDS. *Ann. Med. Interne.*, 142: 64-65.
- Sackett DL, Clarke M, Oxman AD (2002). Cochrane Reviewers, Handbook 4.2, In Renew Manager. Versions 4.2. Oxford, England: The cochrane collaboration, pp: 13-36.
- Shen Y, Liu W, Jiang LR (2008). Effects of *Saccharomyces boulardii* in children with acute diarrhea. *J. Clin. Pediatr.*, 26(6): 528-531.
- Sougioultzis S, Simeonidis S, Bhaskar KR (2006). *Saccharomyces boulardii* produces a soluble anti-inflammatory factor that inhibits NF-kappaB-mediated IL-8 gene expression. *Biochem. Biophys. Res. Commun.*, 343: 69-76.
- Tasteyre A, Barc MC, Karjalainen T, Chen X, Anton PM, Keates S, Pothoulakis C, Kelly CP (2002). Inhibition of in vitro cell adherence of Clostridium difficile by *Saccharomyces boulardii*. *Microb. Pathog.*, 32: 219-225.
- Tijani AY, Okhale SE, Salawu TA, Onigbanjo HO, Obianodo LA, Akingbasote JA, Salawu OA, Okogun JI, Kunle FO, Emeje M (2009). Antidiarrhoeal and antibacterial properties of crude aqueous stem bark extract and fractions of *Parkia biglobosa* (Jacq.) R. Br. ExG. *Don. Afr. J. Pharm. Pharmacol.*, 3(7): 347-353.
- Villarruel G, Rubio DM, Lopez F, Cintioni J, Gurevech R, Romero G (2007) *Saccharomyces boulardii* in acute childhood diarrhea: a randomized controlled study. *Acta Paediatr.*, 96(4): 538-541.
- WHO (1995). *The Treatment of Diarrhea. A Manual for Physicians and other Senior Health Workers*; WHO/CDR/95.3. Geneva: World Health Organization.
- Wilson KH, Perini I (1998). Role of competition for nutrients in suppression of Clostridium difficile by the colonic microflora. *Infect. Immun.*, 56: 2610-2614.
- Zunic P, Lacotte J, Pegoix M (1991). *S. boulardii* fungemia. Apropos of a case. *Therapie.*, 6: 498-499.