

*Full Length Research Paper*

# Accounts of the effect of electrically charged clouds on the stable nitrogen isotope ratio and the anion concentration in cloud-based aerosols

Hidemitsu KATSURA<sup>1,2</sup>

<sup>1</sup>Department of Ocean Sciences, Faculty of Marine Science, Tokyo University of Marine Science and Technology, Konan 4-Chome, Minato-Ku, Tokyo 108-8477, Japan.

<sup>2</sup>The United Graduate School of Agricultural Science, Tokyo University of Agriculture and Technology, Saiwai-Cho 3-Chome, Fuchu-Shi, Tokyo 183-8509, Japan. E-mail: hi@katsura.dk. Tel: +81-3-5463-0467; Fax: +81-467-54-1383.

Accepted 3 August, 2012

**Aerosol field sampling was conducted in the skies offshore from Malibu Beach and Santa Barbara, California, U.S.A. on 16 and 18 July, 2009, using an airplane. The samples were analyzed for nitrate and nitrite ions using ion chromatography (IC) and GC-mass spectrometry (GC-MS). The results indicate a higher stable isotopic ratio of  $\delta^{15}\text{N}/^{14}\text{N}$  in the aerosols collected at the cloud top of one cloud than the aerosols collected from the cloud base of a second cloud at the same altitude (30.48 m) on 18 July 2009.  $\text{NO}_2^-$  nitrite ions were present only in the aerosols sampled at the cloud base. At the same altitude, the stable nitrogen isotope ratio in the nitrogenous substances found in the aerosol depended on the aerosol position within the clouds. Furthermore, the altitude effect was small for the isotope ratio. My investigation indicated that past models describing the fate or transformation of aerosols within clouds are not based on the actual details of the situation. This study showed that the fates of electrically charged aerosols or ionized aerosols were affected by the electrically charged cloud.**

**Key words:** Aerosol, isotope, nitrate ions, nitrite ions.

## INTRODUCTION

It is very important to examine the stable nitrogen isotope ratio of nitric-oxide substances that make up cloud-based aerosols and to understand the geochemistry behavior of the aerosol to gain knowledge and insights into the atmospheric environment (Samuel et al., 2008; Baechmann, 1996). To date, there have been a considerable number of reports and investigations regarding aerosols. Although there have been several studies nitrogen isotopes and their influence on the fate and transformation of several atmospheric compounds, the chemical and isotopic function of clouds is not well understood (Savarino et al., 2008; Kundu, 2010). Furthermore, the relationship between the phenomena of aerosols and the electric charge of either clouds or the atmosphere has never been considered. It is known that many kinds of clouds, and even the atmosphere itself, have electric charges, not just thunderstorm clouds. In this study, aerosol samples were collected from the cloud top and base separately to analyze and investigate the

trends in the inorganic anions and the stable nitrogen and oxygen isotope ratios above and below the clouds.


In sum, we sought to elucidate how the electric charge of clouds affects aerosols in terms of the stable nitrogen isotopes of nitric-oxide substances and the anion concentration.

## MATERIALS AND METHODS

The aerosol samples (PM 4.5) were taken from the cloud top (Altitude: 182.88 m on 16 July, 2009; 30.48 m on 18 July, 2009) (Figure 1) and the cloud base (Altitude: 30.48 m on 16 July, 2010; 30.48 meters on 18 July, 2010) (Figure 2) by a Piper PA-28 Cherokee airplane (Tail number: N777VP) (Figure 3). A sampling pump (Model: SP 250, GL science) was run through a small cockpit window for sample extraction, and the samples were collected onto polyamide filters (NX047100, Pall Corporation) at a flow rate of 5 l/min. The sampling was conducted on 16 July 2009, from 13:46 to 14:42 PDT (Pacific Daylight Saving Time = UTC -7 h) offshore from Malibu Beach, California, U.S.A. (Figure 6) and from 13:51 to 16:07



**Figure 1.** Altitude: 30.48 m; Position: N:34°04.19', W:119°07.56'; Location: Cloud Base offshore from Malibu Beach; Time: 14:03-14:13 PDT; Date: 16 July 2009; Temperature: +19°C; Climate: Overcast between 30.48 and 182.88 m.



**Figure 2.** Altitude: 182.88 m; Position: N:34°05.53', W:119°19.00'; Location: Cloud top offshore from Malibu Beach; Time: 14:19-14:29 PDT; Date: 16 July 2009; Temperature: +19°C; Climate: Overcast between 30.48 and 182.88 m.

PDT on 18 July, 2009, offshore from Santa Barbara, California, U.S.A. (Figure 7). These research flights were approved by the U.S. Air Traffic Control Southern California Approach and the Santa Barbara Approach (Katsura, 2010). The polyamide filters were then transferred into 20 mL of ultra pure water and shaken for approximately 40 min. The extracts were filtered and analyzed using an ion chromatograph (DX 120/AS, Dianex Inc.). The  $\delta$



**Figure 3.** Piper PA-28 Cherokee (Tail number: N777VP).

(delta)  $^{15}\text{N} / ^{14}\text{N}$  and  $\delta$  (delta)  $^{18}\text{O} / ^{16}\text{O}$  of  $\text{NO}_3^-$  were measured using the denitrifier method (Casciotti, 2002; Takebayashi et al., 2010). The  $\text{NO}_3^-$  was converted into  $\text{N}_2\text{O}$  using a denitrifier (*Pseudomonas aureofaciens*; ATCC 13985) lacking  $\text{N}_2\text{O}$  reductase. The  $\text{N}_2\text{O}$  produced was introduced into a Delta XP isotope ratio mass spectrometer coupled with a HP6890 gas chromatograph (Hewlett-Packard Co., Palo Alto, CA, U.S.A) equipped with a Poraplot column and a GC interface III (Thermo Fisher Scientific). The anion concentrations and isotope ratios were measured at the Laboratory of Social Biogeochemistry (Laboratory of Professor YOH Muneoki and Associate Professor KOBA Keisuke), Tokyo University of Agriculture and Technology (TUAT), Building: #2, Room: 328 and 2N-101, 5-8, Saiwai-Cho 3-Chome, Fuchu-Shi, Tokyo 183-8509, Japan. The calibrations for these isotopic analyses were carried out using international standards USGS32, USGS34, USGS35 and IAEA. The stable isotope ratio  $\delta$  (delta) was calculated with the following equation

$$\left[ \frac{R_{\text{SAMPLE}} - R_{\text{STANDARD}}}{R_{\text{STANDARD}}} \right] \times 1000 \text{‰} / \text{‰} = \delta = \text{delta} \quad (1)$$

## RESULTS AND DISCUSSION

Table 1 shows the inorganic anion concentrations and the stable isotope ratios in the nitric-oxide substances within the aerosols for all of the samples collected during the sampling. Figure 4 shows the variation in the anion concentrations and the stable isotopic ratio at the cloud top, at the cloud base and in the clear skies on 16 July, 2009, and Figure 5 shows the variations on 18 July, 2009. In Figure 5, it can be observed that at the same altitude, the stable isotope ratio (delta)  $^{15}\text{N}/^{14}\text{N}$  in the

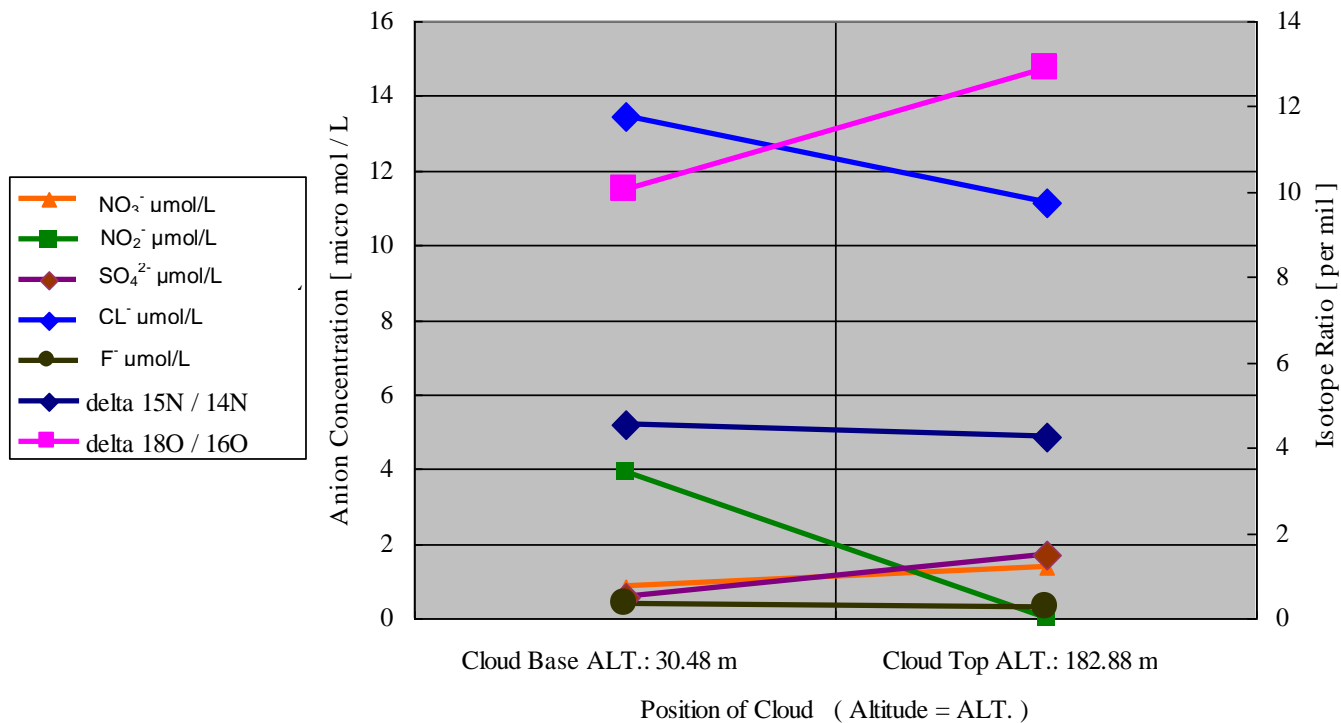


Figure 4. Weather Conditions vs. Anion Concentration and Stable Isotope Ratio on 16 July, 2009.

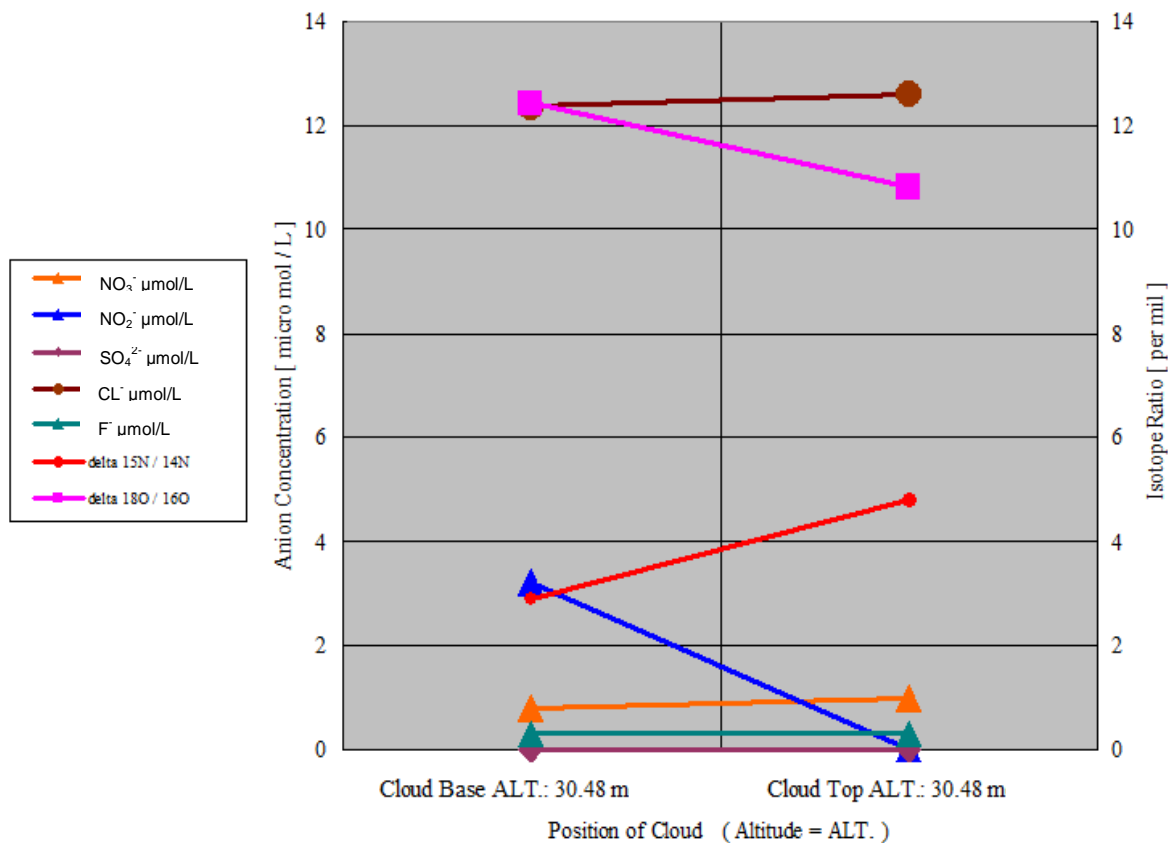


Figure 5. Weather Conditions vs. Anion Concentration and Stable Isotope Ratio on 18 July, 2009.

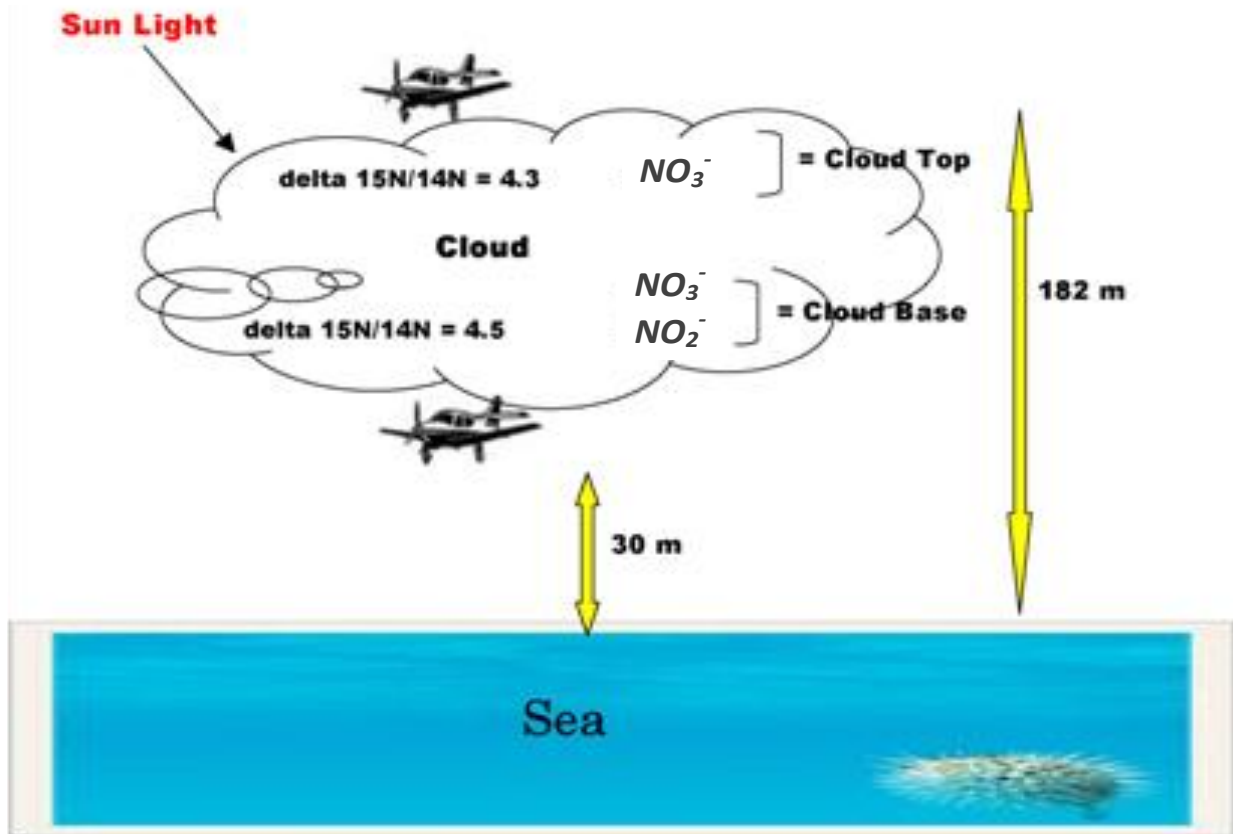


Figure 6. Sampling on 16 July, 2009 at different altitudes.

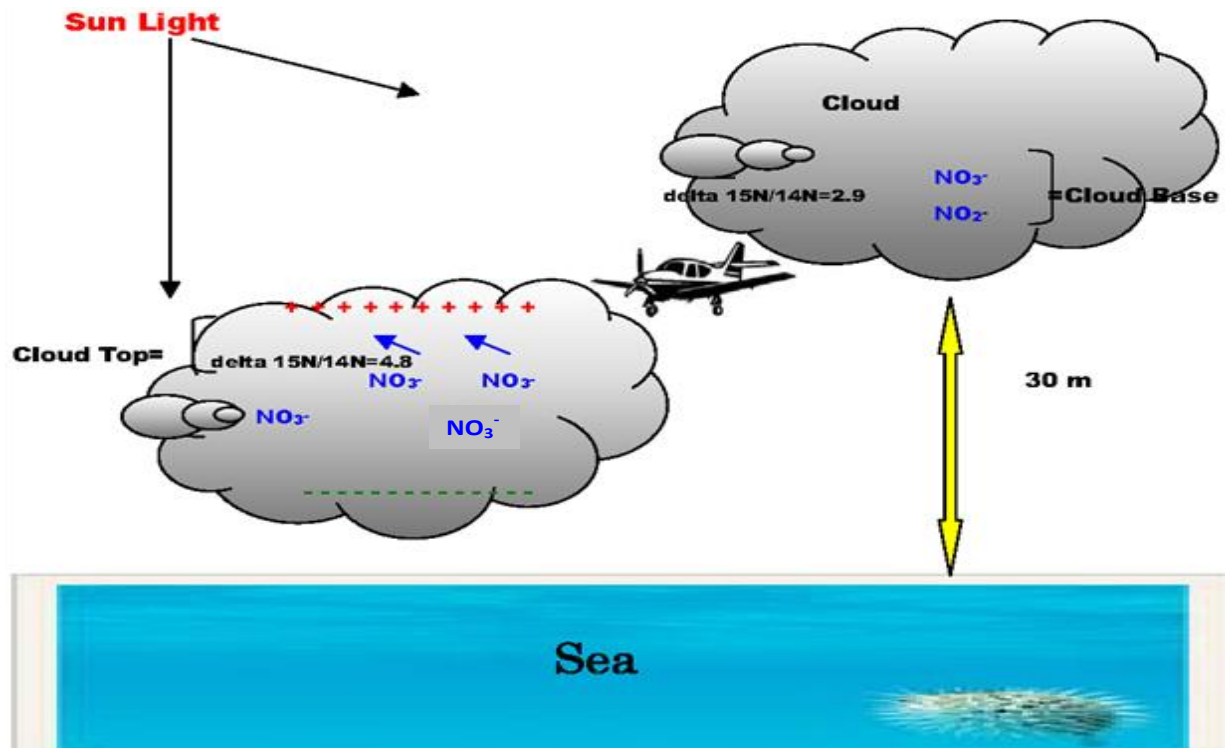


Figure 7. Sampling on 18 July 2009, at the same altitude.

**Table 1.** Variation in the Anion concentration and the stable isotope ratios of aerosol data collected by flying over the suburbs of Los Angeles on 16 and 18, July 2009.

Date of sampling	Time of sampling (PDT)	Location	Latitude and longitude	Altitude (m)	Temperature (°C)	Weather	Delta	Delta	NO <sub>3</sub> <sup>-</sup>	NO <sub>2</sub> <sup>-</sup>	SO <sub>4</sub> <sup>2-</sup>	Cl <sup>-</sup>	F <sup>-</sup>
							15N/ 14N	18O/ 16O	(μ mol/L)	(μ mol/L)	(μ mol/L)	(μ mol/L)	(μ mol/L)
16 July, 2009	1346-1356	030° from Santa Monica Airport (SMO)	34°05'N 118°42'W	1371.6	33	Clear sky	4.2	10.6	N/A	N/A	N/A	6.27	0.57
16 July, 2009	1403-1413	Offshore Malibu Beach	34°04.19'N 119°07.56'W	30.48	19	Cloud Base	4.5	10.0	0.85	3.9	0.58	13.45	0.35
16 July, 2009	1419-1429	Offshore Malibu Beach	34°05.53'N 119°19.00'W	182.88	19	Cloud top	4.3	12.9	1.39	N/A	1.68	11.16	0.3
16 July, 2009	1434-1442	From Offshore Malibu to Camarillo Airport (CMA)	34°04.09'N 119°03.12'W	518.16	26	Clear sky	3.4	12.4	0.64	N/A	N/A	9.82	0.41
16 July, 2009	1601-1611	From CMA to SMO	34°13.58'N 118°55.48'W	1066.8	25	Clear sky	4.3	17.1	0.59	N/A	N/A	10.3	0.33
18 July, 2009	1351-1401	From SMO to Santa Barbara (SBA)	34°05.47'N 118°46.63'W	1371.6	33	Clear sky	4.4	10.8	1.01	2.37	N/A	14.03	0.41
18 July, 2009	1435-1445	Between SBA and Santa Rosa Island	34°03.05'N 120°04.54'W	30.48	18	Cloud Base	2.9	12.4	0.82	3.24	N/A	12.35	0.31
18 July, 2009	1451-1501	Between SBA and Santa Miguel Island	34°04.34'N 120°21.14'W	30.48	27-20	Cloud Top	4.8	10.8	0.99	N/A	N/A	12.61	0.32
18 July, 2009	1557-1607	From Santa Cruz Island to SMO	34°03.88'N 120°25.28'W	1676.4	30	Clear sky	-1.7	28.8	0.58	N/A	N/A	9.28	N/A
18 July, 2009	1646-1656	SMO	34°00.95'N 118°27.08'W	175 Ground	N/A	Clear sky	5.8	13.3	1.23	N/A	0.43	13.85	0.34

aerosol at the top of a cloud is higher than that at the base of a cloud on 18 July, 2009 (Figure 7). Figures 4 and 5 (sampling on 16 and 18 July, 2009) also indicate that aerosols collected from the cloud top did not contain any NO<sub>2</sub><sup>-</sup> nitrite ions. However, NO<sub>3</sub><sup>-</sup> nitrate ions and other anions, such as chloride ions Cl<sup>-</sup> and fluoride ions F<sup>-</sup>, are present in both positions within the cloud. In contrast, sulfate ions (SO<sub>4</sub><sup>2-</sup>) were not present in either position within the cloud on 18 July, 2009. NO<sub>3</sub><sup>-</sup> nitrate ions were present in higher concentrations at the cloud top than at the cloud base on both 16 and 18 July, 2009.

This research results on both 16 and 18 July 2009 showed that the concentrations of nitrate ions NO<sub>3</sub><sup>-</sup> at the cloud top were higher than those at the cloud base. At the same altitudes on 18 July, 2009, the stable nitrogen isotope ratio in the nitric-oxide substances present in the aerosols at the cloud top of one cloud was higher than that at the cloud base of a second cloud (Richet, 1977). Furthermore, the altitude effect was small for the isotope ratio of the nitric-oxide substances present in the aerosols in

the cloud on 16 July, 2009. In addition to thunderstorm clouds, all other kinds of clouds, and the atmosphere itself, have an electric charge (Galembeck et al., 2010) (Imyanitov, 1962; Winn et al., 1978). Usually, the cloud top has a positive electric charge and the cloud base has a negative electric charge. Hence, the inside of the cloud should function as an electrolyzer or as electrophoretic equipment for the aerosols, especially when dealing with an electrically charged aerosol or an ionized aerosol. In addition, the electric charge should have an effect on the electrically charged and ionized aerosols outside of the cloud. Thus, the positively charged layer of the cloud should have the ability to attract anion aerosols from outside the cloud, and the negative electrically charged layer of the cloud should have the ability to attract cation aerosols (Figure 10).

The absolute value of the electric potential or the electric field E<sub>H</sub> of the heavier isotopic electrode is higher than that of the electric potential or the electric field E<sub>L</sub> of the lighter isotopic electrode (Hoefs, 2010; Katsura, 1979; Wang et al., 1953).

The following relationship between the electric potential or the electric field E and the electrostatic force F is known.

$$\vec{F} = q \vec{E} \quad (2)$$

where, q is the electric charge (Coulomb, 1785).

Therefore, the electrostatic force F<sub>H</sub> of heavier isotopic electrodes is stronger than the electrostatic force F<sub>L</sub> of lighter isotopic electrodes. Hence, if the cloud top had a positive electric charge and the cloud base had a negative electric charge, then the cloud top would have a stronger absorption force for heavier isotopes than for lighter isotopes and the cloud base would have a stronger repulsive force for heavier isotopes than for lighter isotopes. These forces had the effect of concentrating a greater number of heavier isotopes in the cloud top of one cloud than in the cloud base of another cloud at the same altitude on 18 July, 2009 (Figure 7). This occurred because the cloud top had a positive electric charge, but the cloud base had a negative electric charge.

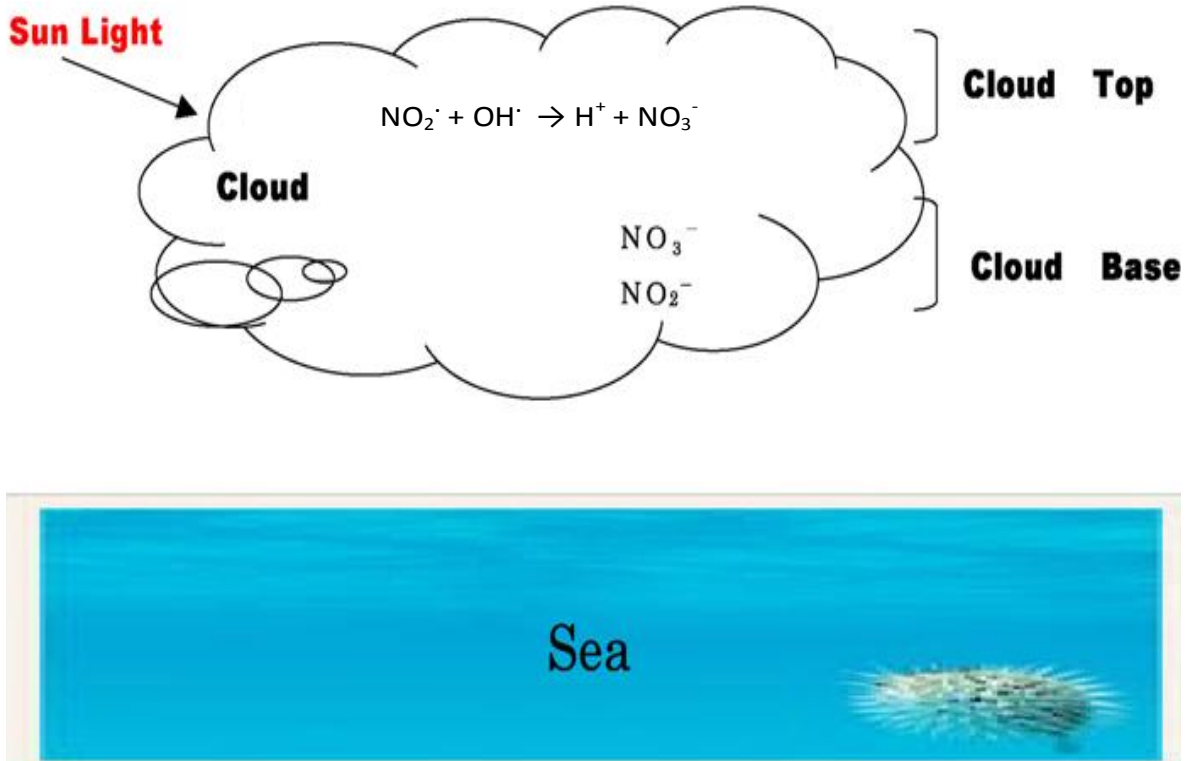


Figure 8. Image describing the existence of NO<sub>2</sub><sup>-</sup> in the cloud.

The absence of nitrite ions at the cloud top is noteworthy. Because the cloud top was exposed to sunlight during the day, large amounts of hydroxyl free radicals (OH·) were formed in the top layer of the cloud (Watts et al., 1987; Simon et al., 1998). A chemical reaction produced nitrate ions and these free radicals from the unstable nitrite ions (Simon et al., 1998). Hence, the aerosols at the cloud top did not contain nitrite ions (Figure 8) (Joseph, 1990).



The clouds on Figures 1 and 2 are St (Stratus) or Sc (Strato cumulus). Imyanitov (1962) unveiled that St and Sc had electric charges. Additionally "The absolute value of the electric potential or the electric field E<sub>H</sub> of the heavier isotopic electrode is higher than that of the electric potential or the electric field E<sub>L</sub> of the lighter isotopic electrode" (Samoïlov, 1957). Every nuclide has specific diffusion coefficient and following Fick's law of diffusion is known (Gordon, 1973).

$$\frac{dw}{dt} = -DA \frac{dc}{dx} \quad (4)$$

where dw/dt is diffusion rate, D is diffusion coefficient (Negative sign is introduced so that D will have positive

value), A is the cross-section area and dc/dx is concentration gradient (c is macromolecule concentration in mass per unit volume of solution). Consider diffusion across a distance interval dx over which the concentration changes from c to c-dc. The force that drives the molecules to the more dilute region can be obtained from difference in the molar free energy of the solute at concentration c and concentration c-dc. If the corresponding mole fractions of solute are x<sub>B</sub> and x<sub>B</sub>-dx<sub>B</sub> and Henry's law is assumed, the discussion (Gordon, 1973) leads to Gibbs free-energy (G) difference per molecule of;

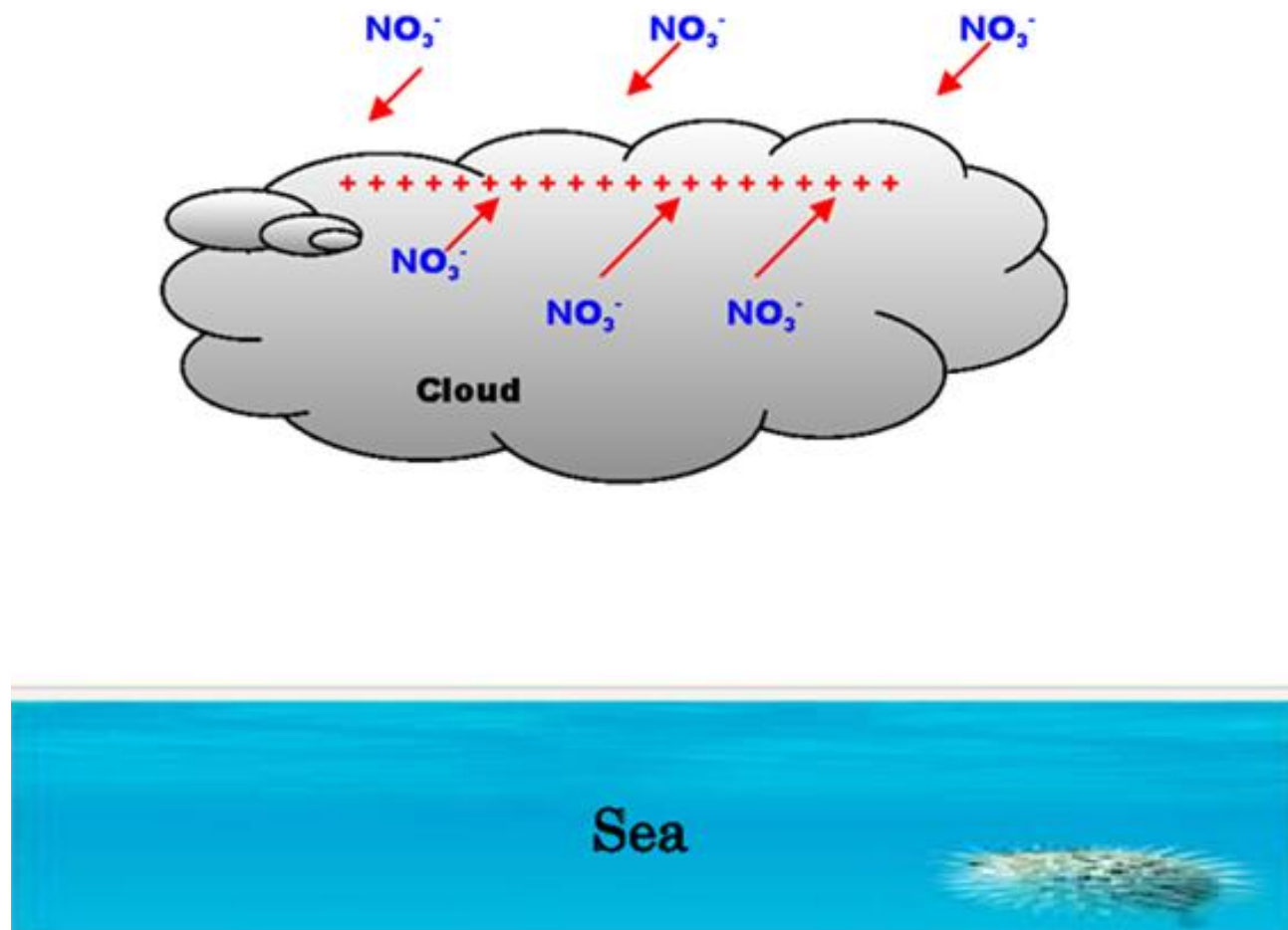
$$G_{c-dc} - G_c = \frac{RT}{N_A} \ln \frac{x_B - dx_B}{x_B} \quad (5)$$

where N<sub>A</sub> is Avogadro's Number, R is Gas constant 8.3143 J K<sup>-1</sup> mol<sup>-1</sup> and T is absolute Kelvin temperature. Above equation can be written as;

$$\Delta G = \frac{RT}{N_A} \ln \left( 1 - \frac{dc}{c} \right) \quad (6)$$

The following equation is well known as

$$\Delta G = -nF_e \quad (7)$$



**Figure 9.** Image describing the behavior of  $\text{NO}_3^-$  in the cloud.

where  $n$  is number of moles,  $F$  is 96500 coulomb (C) and  $E$  is electrical potential or voltage.

Therefore specific nuclide has specific electrical potential or voltage, that is, all kinds of isotopes have specific electrical potential or voltage. This principle applied to all of physical and chemical behaviors for at least all kinds of stable isotopes.

### Conclusion

To date, the relationship between the electric charge of clouds or the atmosphere and the fate or transformation of aerosols has not been explored. My investigation indicated that past models addressing the fate or transformation of cloud aerosols are not based on the actual details of the situation. This study showed that the fate of the electrically charged aerosol or ionized aerosol was affected by the electric charge of the cloud (Figures 9 and 10). The electric charge of clouds or the atmosphere will vary with the weather conditions. In the future, investigations of cloud aerosols should consider

the cloud effect and the variation between the cloud top and base.

### ACKNOWLEDGMENTS

The author is grateful to Mr. Nicolas Ullmann, owner of the Piper PA-28 Cherokee airplane (Tail Number: N777VP) and Mr. George E. Velasquez, Former U.S. Navy pilot for their assistance in conducting the research flight on 16 and 18 July, 2009 respectively. The author is also grateful to the Southern California Approach; the Santa Barbara Approach; Mr. Nicolas Ullmann; Mr. George E. Velasquez; Masters of Agriculture Yuji Sasaki, Former Graduate Student, Tokyo University of Agriculture and Technology (Tuat); Masters of Agriculture Yu Takebayashi, Former Graduate Student, Tuat; Dr. Yunting FANG, Visiting Professor, TUAT; Dr. Shiro Hatakeyama, Professor, Tuat; Dr. Ryo Funada, Dean, The United Graduate School of Agricultural Science (UGSAS), Tuat; Dr. Masao Takayanagi, Deputy Dean, UGSAS, Tuat; Mr. Yukiya Fukuhara, Professor,

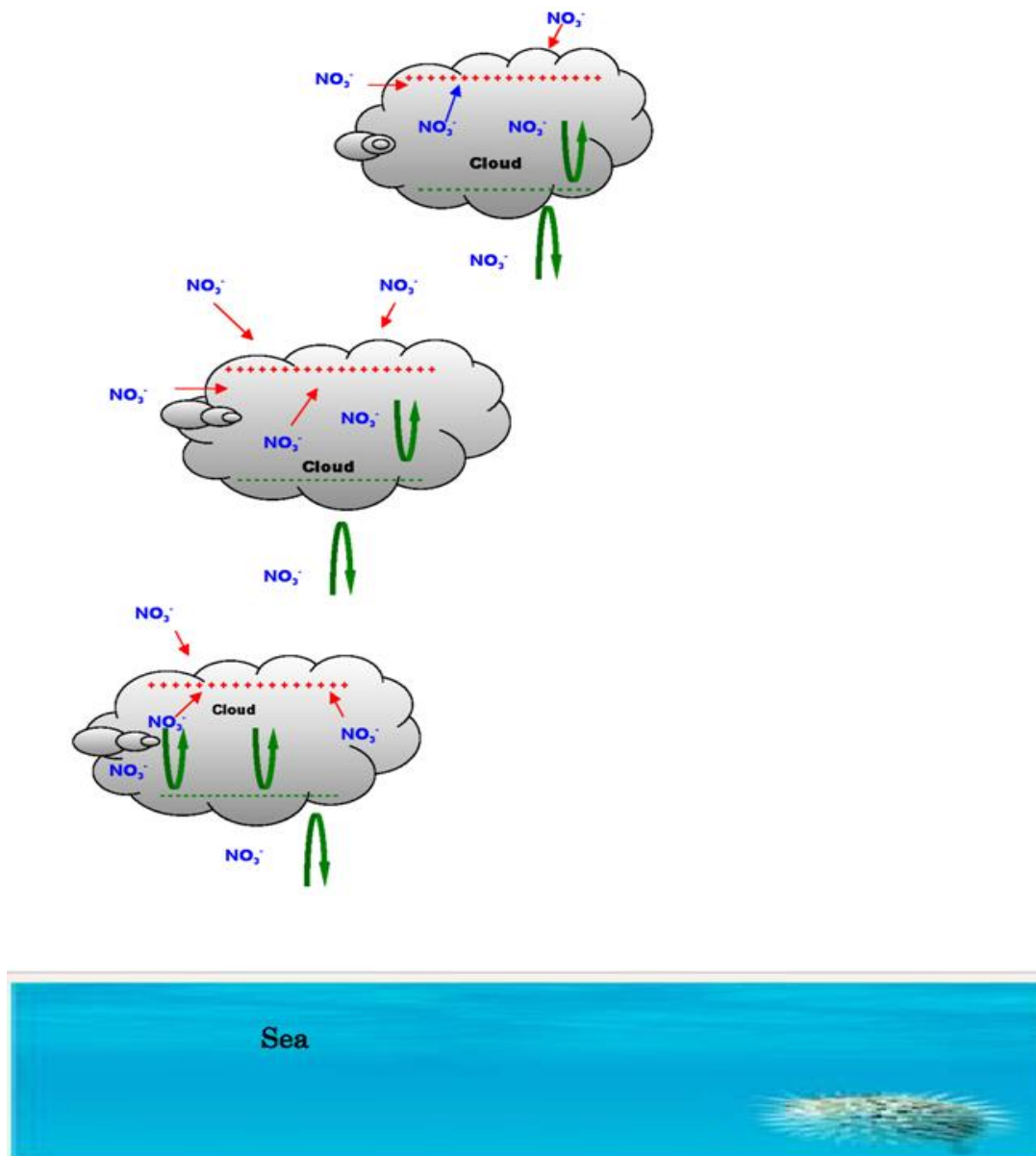


Figure 10. Image describing the behavior of  $\text{NO}_3^-$ .

University of Tsukuba S.H.S. at Sakado in Saitama-Ken, Japan and Ms. Sakie Katsura, Director General of the Nursing Department at Saiseikai Kanagawa-Ken Hospital for the Social Welfare Organization Saiseikai Imperial Gift Foundation Inc. in Japan, for assisting with this study. The international standards were bought through Shoko SI Science in Matsudo-Shi, Chiba-Ken, Japan, in May 2008 by Dr. Muneoki Yoh, Associate Professor of TUAT.

#### REFERENCES

- Baechmann K, Ebert P, Haag I, Prokop T, Steigerwald K (1996). The chemical content of raindrops as a function of drop radius-I. Field measurement at the cloud base and below the cloud. *Atmos. Environ.* 30(7):1019-1033.
- Casciotti KL, Sigman DM, Galanter HM, Böhlke JK, Hilker A (2002). Measurement of the Oxygen Isotopic Composition of Nitrate in Seawater and Freshwater Using the Denitrifier Method. *Anal. Chem.* 74(19):4905-4912.
- Coulomb CA (1785). *Second Memoire sur l'Electricite et le Magnetisme*.
- Galembeck F, Bernardes JS, Ducati T, Santos L, Burgo T (2010). Atmosphere is a reservoir of electric charge, mediated by water ion partition. Abstract, 240th American Chemical Society National Meeting, Boston, MA, Division of Physical Chemistry (PHYS) 501.
- Gordon MB (1973). *Physical Chemistry*. Third Edition, International Student Edition; McGraw-Hill pp. 228-235, 741-744.
- Hoefs J (2010). *Stable Isotope Geochemistry*, 6th Edition; Springer-Verlag Berlin Heidelberg, Table 1.3; 285 pp.
- Imyanitov IM (1962). Present state of research on atmospheric electricity. *Soviet Physics Uspekhi*, 5(2):292-322.
- Joseph SB (1990). Apparent hydroxyl radical production by peroxyxynitrite: Implications for endothelial injury from nitric oxide and superoxide. *Proc. Natl. Acad. Sci. USA (Med. Sci.)*. 87:1620-1624.



- Katsura H (1979). Electric Concentration of D Isotope of Hydrogen by Hydrogen Absorbing Alloy Electrodes, Investigation Report for the Trial Stud. Chem. Tokai University, Tokyo, Japan.
- Katsura H (2010). Study on aerosol in offshore Malibu Beach and Santa Barbara, California by airplane: Relationship between aerosol of top of cloud and aerosol of bottom of cloud regarding nitrogen stable isotope ratio and concentration of nitrate and nitrous. Abstract, 239th American Chemical Society National Meeting, San Francisco, CA, Division of Geochemistry (GEOC) 204.
- Kundu S, Kimitaka K, Andreae TW, Hoffer A, Andreae MO (2010). Diurnal variation in the water-soluble inorganic ions, organic carbon and isotopic compositions of total carbon and nitrogen in biomass burning aerosols from the LBA-SMOCC campaign in Rondônia, Brazil. *J. Aerosol Sci.* 41:118-133.
- Richet P, Bottinga Y, Javoy M (1977). A Review of Hydrogen, Carbon, Nitrogen, Oxygen, Sulphur, and Chlorine Stable Isotope Fractionation Among Gaseous Molecules. *Annu. Rev. Earth Planet. Sci.* 5(May):65-110.
- Samoilov OIA (1957). STRUKTURA VODNYKH RASTVOROV ELEKTROLITOV I GIDRATATSIJA IONOV; IZDATESTVO AKADEMII NAUK SSSR, MOSKVA 62-75:102-107.
- Samuel M, Savarino J, Markus FM, Yan N, Bekki S, Bottenheim JW, Jean MF (2008). Tracing the Origin and Fate of NO<sub>x</sub> in the Arctic Atmosphere Using Stable Isotopes in Nitrate. *Science* 322(5902):730-732.
- Savarino J, Kaiser K, Morin S, Sigman DM, Thiemens MH (2008). Nitrogen and oxygen isotopic constraints on the origin of atmospheric nitrate in coastal Antarctica. *Atmos. Chem. Phys.* 7:1925-1945.
- Simon CL, Brimblecombe P (1998). Thermodynamic Model of the System H<sup>+</sup>-NH<sub>4</sub><sup>+</sup>-SO<sub>4</sub><sup>2-</sup>-NO<sub>3</sub><sup>-</sup>-H<sub>2</sub>O at Tropospheric Temperatures. *J. Phys. Chem. A.* 102(12):2137-2154.
- Takebayashi Y, Koba K, Sasaki Y, Fang F, Yoh M (2010). The natural abundance of <sup>15</sup>N in plant and soil-available N indicates a shift of main plant N resources to NO<sub>3</sub><sup>-</sup> from NH<sub>4</sub><sup>+</sup> along the N leaching gradient. *Rapid Comm. Mass Spectrom.* 24:1001-1008
- Wang JH, Robinson CV, Edelman IS (1953). Self-diffusion and Structure of Liquid Water. III. Measurement of the Self-diffusion of Liquid Water with H<sup>2</sup>, H<sup>3</sup> and O<sup>18</sup> as Tracers. *J. Am. Chem. Soc.* 75(2):466-470.
- Watts SF, Watson A, Brimblecombe P (1987). Measurements of the aerosol concentrations of methanesulphonic acid, dimethyl sulphoxide and dimethyl sulphone in the marine atmosphere of the British Isles. *Atmos. Environ.* 21(12):2667-2672
- Winn WP, Moore CB, Holmeset CR, Byerley LG (1978). Thunderstorm on July 16, 1975, over Langmuir Laboratory: A case study. *J. Geophys. Res.* 83:3079-3092.